

Forms 990 / 990-EZ Return Summary

For calendar year 2014, or tax year beginning **07/01/14** , and ending **06/30/15**

44-6006077

GOOD SAMARITAN BOYS RANCH

Net Asset / Fund Balance at Beginning of Year 10,661,935

Revenue

Contributions	<u>6,043,656</u>	
Program service revenue		
Investment income	<u>20,023</u>	
Capital gain / loss		
Fundraising / Gaming:		
Gross revenue		
Direct expenses		
Net income		
Other income	<u>291,690</u>	
Total revenue		<u>6,355,369</u>

Expenses

Program services	<u>5,348,466</u>	
Management and general	<u>434,409</u>	
Fundraising	<u>189,802</u>	
Total expenses		<u>5,972,677</u>
Excess / (deficit)		<u>382,692</u>

Changes

Net Asset / Fund Balance at End of Year 11,044,627

Reconciliation of Revenue

Total revenue per financial statements	<u>6,355,369</u>
Less:	
Unrealized gains	_____
Donated services	_____
Recoveries	_____
Other	_____
Plus:	
Investment expenses	_____
Other	_____
Total revenue per return	<u>6,355,369</u>

Reconciliation of Expenses

Total expenses per financial statements	<u>5,972,677</u>
Less:	
Donated services	_____
Prior year adjustments	_____
Losses	_____
Other	_____
Plus:	
Investment expenses	_____
Other	_____
Total expenses per return	<u>5,972,677</u>

Balance Sheet

	Beginning	Ending	Differences
Assets	<u>11,227,554</u>	<u>11,509,071</u>	
Liabilities	<u>565,619</u>	<u>464,444</u>	
Net assets	<u>10,661,935</u>	<u>11,044,627</u>	<u>382,692</u>

Miscellaneous Information

Amended return _____
 Return / extended due date 11/16/15
 Failure to file penalty _____

Form **8879-EO****IRS e-file Signature Authorization
for an Exempt Organization**

OMB No. 1545-1878

For calendar year 2014, or fiscal year beginning 7/01, 2014, and ending 6/30, 20 15**u Do not send to the IRS. Keep for your records.****u Information about Form 8879-EO and its instructions is at www.irs.gov/form8879eo.****2014**Department of the Treasury
Internal Revenue Service

Name of exempt organization

GOOD SAMARITAN BOYS RANCH

Employer identification number

44-6006077

Name and title of officer

**Kevin Killian
Executive Director****Part I Type of Return and Return Information (Whole Dollars Only)**

Check the box for the return for which you are using this Form 8879-EO and enter the applicable amount, if any, from the return. If you check the box on line **1a**, **2a**, **3a**, **4a**, or **5a**, below, and the amount on that line for the return being filed with this form was blank, then leave line **1b**, **2b**, **3b**, **4b**, or **5b**, whichever is applicable, blank (do not enter -0-). But, if you entered -0- on the return, then enter -0- on the applicable line below. **Do not** complete more than 1 line in Part I.

1a Form 990 check here	<input checked="" type="checkbox"/>	b Total revenue , if any (Form 990, Part VIII, column (A), line 12)	1b	6,355,369
2a Form 990-EZ check here	<input type="checkbox"/>	b Total revenue , if any (Form 990-EZ, line 9)	2b	
3a Form 1120-POL check here	<input type="checkbox"/>	b Total tax (Form 1120-POL, line 22)	3b	
4a Form 990-PF check here	<input type="checkbox"/>	b Tax based on investment income (Form 990-PF, Part VI, line 5)	4b	
5a Form 8868 check here	<input type="checkbox"/>	b Balance Due (Form 8868, Part I, line 3c or Part II, line 8c)	5b	

Part II Declaration and Signature Authorization of Officer

Under penalties of perjury, I declare that I am an officer of the above organization and that I have examined a copy of the organization's 2014 electronic return and accompanying schedules and statements and to the best of my knowledge and belief, they are true, correct, and complete. I further declare that the amount in Part I above is the amount shown on the copy of the organization's electronic return. I consent to allow my intermediate service provider, transmitter, or electronic return originator (ERO) to send the organization's return to the IRS and to receive from the IRS (a) an acknowledgement of receipt or reason for rejection of the transmission, (b) the reason for any delay in processing the return or refund, and (c) the date of any refund. If applicable, I authorize the U.S. Treasury and its designated Financial Agent to initiate an electronic funds withdrawal (direct debit) entry to the financial institution account indicated in the tax preparation software for payment of the organization's federal taxes owed on this return, and the financial institution to debit the entry to this account. To revoke a payment, I must contact the U.S. Treasury Financial Agent at 1-888-353-4537 no later than 2 business days prior to the payment (settlement) date. I also authorize the financial institutions involved in the processing of the electronic payment of taxes to receive confidential information necessary to answer inquiries and resolve issues related to the payment. I have selected a personal identification number (PIN) as my signature for the organization's electronic return and, if applicable, the organization's consent to electronic funds withdrawal.

Officer's PIN: check one box only

I authorize Samek & Company, LLC to enter my PIN 65617 as my signature
ERO firm name Enter five numbers, but do not enter all zeros

on the organization's tax year 2014 electronically filed return. If I have indicated within this return that a copy of the return is being filed with a state agency(ies) regulating charities as part of the IRS Fed/State program, I also authorize the aforementioned ERO to enter my PIN on the return's disclosure consent screen.

As an officer of the organization, I will enter my PIN as my signature on the organization's tax year 2014 electronically filed return. If I have indicated within this return that a copy of the return is being filed with a state agency(ies) regulating charities as part of the IRS Fed/State program, I will enter my PIN on the return's disclosure consent screen.

Officer's signature }

Date } **12/28/15****Part III Certification and Authentication**

ERO's EFIN/PIN. Enter your six-digit electronic filing identification number (EFIN) followed by your five-digit self-selected PIN.

43792465804

do not enter all zeros

I certify that the above numeric entry is my PIN, which is my signature on the 2014 electronically filed return for the organization indicated above. I confirm that I am submitting this return in accordance with the requirements of **Pub. 4163**, Modernized e-File (MeF) Information for Authorized IRS e-file Providers for Business Returns.

ERO's signature }

Date } **12/28/15****ERO Must Retain This Form—See Instructions****Do Not Submit This Form To the IRS Unless Requested To Do So**

For Paperwork Reduction Act Notice, see back of form.

Form **8879-EO** (2014)

Form **990**

Return of Organization Exempt From Income Tax
Under section 501(c), 527, or 4947(a)(1) of the Internal Revenue Code (except private foundations)

OMB No. 1545-0047

2014
Open to Public Inspection

Department of the Treasury
Internal Revenue Service

Do not enter social security numbers on this form as it may be made public.
Information about Form 990 and its instructions is at www.irs.gov/form990.

A For the 2014 calendar year, or tax year beginning 07/01/14, and ending 06/30/15

B Check if applicable: <input type="checkbox"/> Address change <input type="checkbox"/> Name change <input type="checkbox"/> Initial return <input type="checkbox"/> Final return/terminated <input type="checkbox"/> Amended return <input type="checkbox"/> Application pending	C Name of organization <p style="text-align: center;">GOOD SAMARITAN BOYS RANCH</p> Doing business as Number and street (or P.O. box if mail is not delivered to street address) Room/suite <p>PO BOX 617</p> City or town, state or province, country, and ZIP or foreign postal code <p>BRIGHTON MO 65617-0617</p>	D Employer identification number <p style="text-align: center;">44-6006077</p> E Telephone number <p style="text-align: center;">417-376-2014</p> G Gross receipts \$ 6,355,369
F Name and address of principal officer: <p>KEVIN KILLIAN PO BOX 617 BRIGHTON MO 65617-0617</p>		H(a) Is this a group return for subordinates? <input type="checkbox"/> Yes <input checked="" type="checkbox"/> No H(b) Are all subordinates included? <input type="checkbox"/> Yes <input type="checkbox"/> No If "No," attach a list. (see instructions)
I Tax-exempt status: <input checked="" type="checkbox"/> 501(c)(3) <input type="checkbox"/> 501(c) () <input type="checkbox"/> t (insert no.) <input type="checkbox"/> 4947(a)(1) or <input type="checkbox"/> 527		H(c) Group exemption number u
J Website: u www.ranchlife.org		L Year of formation: 1960 M State of legal domicile: MO
K Form of organization: <input checked="" type="checkbox"/> Corporation <input type="checkbox"/> Trust <input type="checkbox"/> Association <input type="checkbox"/> Other u		

Part I Summary

Activities & Governance	1 Briefly describe the organization's mission or most significant activities: <p style="text-align: center;">OPERATION OF A RESIDENTIAL TREATMENT CENTER FOR BOYS AND GIRLS.</p>																							
	2 Check this box <input type="checkbox"/> u if the organization discontinued its operations or disposed of more than 25% of its net assets. 3 Number of voting members of the governing body (Part VI, line 1a) 4 Number of independent voting members of the governing body (Part VI, line 1b) 5 Total number of individuals employed in calendar year 2014 (Part V, line 2a) 6 Total number of volunteers (estimate if necessary) 7a Total unrelated business revenue from Part VIII, column (C), line 12 b Net unrelated business taxable income from Form 990-T, line 34	<table border="1" style="width:100%; border-collapse: collapse;"> <tr><td style="width:10%;">3</td><td style="text-align: right;">20</td></tr> <tr><td>4</td><td style="text-align: right;">20</td></tr> <tr><td>5</td><td style="text-align: right;">173</td></tr> <tr><td>6</td><td style="text-align: right;">30</td></tr> <tr><td>7a</td><td style="text-align: right;">0</td></tr> <tr><td>7b</td><td style="text-align: right;">0</td></tr> </table>	3	20	4	20	5	173	6	30	7a	0	7b	0										
3	20																							
4	20																							
5	173																							
6	30																							
7a	0																							
7b	0																							
Revenue	8 Contributions and grants (Part VIII, line 1h) 9 Program service revenue (Part VIII, line 2g) 10 Investment income (Part VIII, column (A), lines 3, 4, and 7d) 11 Other revenue (Part VIII, column (A), lines 5, 6d, 8c, 9c, 10c, and 11e) 12 Total revenue - add lines 8 through 11 (must equal Part VIII, column (A), line 12)	<table border="1" style="width:100%; border-collapse: collapse;"> <thead> <tr> <th style="width:10%;"></th> <th style="width:45%; text-align: center;">Prior Year</th> <th style="width:45%; text-align: center;">Current Year</th> </tr> </thead> <tbody> <tr><td>8</td><td style="text-align: right;">5,812,586</td><td style="text-align: right;">6,043,656</td></tr> <tr><td>9</td><td style="text-align: right;">0</td><td style="text-align: right;">0</td></tr> <tr><td>10</td><td style="text-align: right;">240,879</td><td style="text-align: right;">20,023</td></tr> <tr><td>11</td><td style="text-align: right;">54,844</td><td style="text-align: right;">291,690</td></tr> <tr><td>12</td><td style="text-align: right;">6,108,309</td><td style="text-align: right;">6,355,369</td></tr> </tbody> </table>		Prior Year	Current Year	8	5,812,586	6,043,656	9	0	0	10	240,879	20,023	11	54,844	291,690	12	6,108,309	6,355,369				
	Prior Year	Current Year																						
8	5,812,586	6,043,656																						
9	0	0																						
10	240,879	20,023																						
11	54,844	291,690																						
12	6,108,309	6,355,369																						
Expenses	13 Grants and similar amounts paid (Part IX, column (A), lines 1-3) 14 Benefits paid to or for members (Part IX, column (A), line 4) 15 Salaries, other compensation, employee benefits (Part IX, column (A), lines 5-10) 16a Professional fundraising fees (Part IX, column (A), line 11e) b Total fundraising expenses (Part IX, column (D), line 25) u 189,802 17 Other expenses (Part IX, column (A), lines 11a-11d, 11f-24e) 18 Total expenses. Add lines 13-17 (must equal Part IX, column (A), line 25) 19 Revenue less expenses. Subtract line 18 from line 12	<table border="1" style="width:100%; border-collapse: collapse;"> <tbody> <tr><td>13</td><td style="text-align: right;">0</td><td style="text-align: right;">0</td></tr> <tr><td>14</td><td style="text-align: right;">0</td><td style="text-align: right;">0</td></tr> <tr><td>15</td><td style="text-align: right;">3,730,856</td><td style="text-align: right;">4,018,078</td></tr> <tr><td>16a</td><td style="text-align: right;">0</td><td style="text-align: right;">0</td></tr> <tr><td>17</td><td style="text-align: right;">1,865,036</td><td style="text-align: right;">1,954,599</td></tr> <tr><td>18</td><td style="text-align: right;">5,595,892</td><td style="text-align: right;">5,972,677</td></tr> <tr><td>19</td><td style="text-align: right;">512,417</td><td style="text-align: right;">382,692</td></tr> </tbody> </table>	13	0	0	14	0	0	15	3,730,856	4,018,078	16a	0	0	17	1,865,036	1,954,599	18	5,595,892	5,972,677	19	512,417	382,692	
13	0	0																						
14	0	0																						
15	3,730,856	4,018,078																						
16a	0	0																						
17	1,865,036	1,954,599																						
18	5,595,892	5,972,677																						
19	512,417	382,692																						
Net Assets or Fund Balances	20 Total assets (Part X, line 16) 21 Total liabilities (Part X, line 26) 22 Net assets or fund balances. Subtract line 21 from line 20	<table border="1" style="width:100%; border-collapse: collapse;"> <thead> <tr> <th style="width:10%;"></th> <th style="width:45%; text-align: center;">Beginning of Current Year</th> <th style="width:45%; text-align: center;">End of Year</th> </tr> </thead> <tbody> <tr><td>20</td><td style="text-align: right;">11,227,554</td><td style="text-align: right;">11,509,071</td></tr> <tr><td>21</td><td style="text-align: right;">565,619</td><td style="text-align: right;">464,444</td></tr> <tr><td>22</td><td style="text-align: right;">10,661,935</td><td style="text-align: right;">11,044,627</td></tr> </tbody> </table>		Beginning of Current Year	End of Year	20	11,227,554	11,509,071	21	565,619	464,444	22	10,661,935	11,044,627										
	Beginning of Current Year	End of Year																						
20	11,227,554	11,509,071																						
21	565,619	464,444																						
22	10,661,935	11,044,627																						

Part II Signature Block

Under penalties of perjury, I declare that I have examined this return, including accompanying schedules and statements, and to the best of my knowledge and belief, it is true, correct, and complete. Declaration of preparer (other than officer) is based on all information of which preparer has any knowledge.

Sign Here	Signature of officer <p style="text-align: center;">Kevin Killian</p> Type or print name and title	Date <p style="text-align: center;">Executive Director</p>
------------------	--	--

Paid Preparer Use Only	Print/Type preparer's name <p>J. EDWARD SAMEK, CPA</p> Preparer's signature <p style="text-align: center;">Samek & Company, LLC 1900 S Ventura Ave Springfield, MO 65804-2714</p> Date <p>01/28/16</p> Check <input type="checkbox"/> if self-employed PTIN <p>P00172362</p> Firm's EIN } 27-4820523 Firm's address } Phone no. 417-887-1561
-------------------------------	---

May the IRS discuss this return with the preparer shown above? (see instructions) Yes No

For Paperwork Reduction Act Notice, see the separate instructions.

Part III Statement of Program Service Accomplishments

Check if Schedule O contains a response or note to any line in this Part III

1 Briefly describe the organization's mission:

OPERATION OF A RESIDENTIAL TREATMENT CENTER FOR BOYS AND GIRLS.

2 Did the organization undertake any significant program services during the year which were not listed on the prior Form 990 or 990-EZ? Yes No

If "Yes," describe these new services on Schedule O.

3 Did the organization cease conducting, or make significant changes in how it conducts, any program services? Yes No

If "Yes," describe these changes on Schedule O.

4 Describe the organization's program service accomplishments for each of its three largest program services, as measured by expenses. Section 501(c)(3) and 501(c)(4) organizations are required to report the amount of grants and allocations to others, the total expenses, and revenue, if any, for each program service reported.

4a (Code:) (Expenses \$ **2,500,133** including grants of \$) (Revenue \$)

OUR VITAL SERVICES INCLUDE TRANSITIONAL LIVING ARRANGEMENTS AND RESIDENTIAL TREATMENT SERVICES FOR BOYS AND GIRLS.

4b (Code:) (Expenses \$ including grants of \$) (Revenue \$)

4c (Code:) (Expenses \$ including grants of \$) (Revenue \$)

4d Other program services (Describe in Schedule O.)

(Expenses \$ **2,848,333** including grants of \$) (Revenue \$)

4e Total program service expenses **u 5,348,466**

Part IV Checklist of Required Schedules

		Yes	No
1	Is the organization described in section 501(c)(3) or 4947(a)(1) (other than a private foundation)? If "Yes," complete Schedule A	X	
2	Is the organization required to complete Schedule B, Schedule of Contributors (see instructions)?		X
3	Did the organization engage in direct or indirect political campaign activities on behalf of or in opposition to candidates for public office? If "Yes," complete Schedule C, Part I		X
4	Section 501(c)(3) organizations. Did the organization engage in lobbying activities, or have a section 501(h) election in effect during the tax year? If "Yes," complete Schedule C, Part II		X
5	Is the organization a section 501(c)(4), 501(c)(5), or 501(c)(6) organization that receives membership dues, assessments, or similar amounts as defined in Revenue Procedure 98-19? If "Yes," complete Schedule C, Part III		X
6	Did the organization maintain any donor advised funds or any similar funds or accounts for which donors have the right to provide advice on the distribution or investment of amounts in such funds or accounts? If "Yes," complete Schedule D, Part I		X
7	Did the organization receive or hold a conservation easement, including easements to preserve open space, the environment, historic land areas, or historic structures? If "Yes," complete Schedule D, Part II		X
8	Did the organization maintain collections of works of art, historical treasures, or other similar assets? If "Yes," complete Schedule D, Part III		X
9	Did the organization report an amount in Part X, line 21, for escrow or custodial account liability; serve as a custodian for amounts not listed in Part X; or provide credit counseling, debt management, credit repair, or debt negotiation services? If "Yes," complete Schedule D, Part IV		X
10	Did the organization, directly or through a related organization, hold assets in temporarily restricted endowments, permanent endowments, or quasi-endowments? If "Yes," complete Schedule D, Part V		X
11	If the organization's answer to any of the following questions is "Yes," then complete Schedule D, Parts VI, VII, VIII, IX, or X as applicable.		
a	Did the organization report an amount for land, buildings, and equipment in Part X, line 10? If "Yes," complete Schedule D, Part VI	X	
b	Did the organization report an amount for investments—other securities in Part X, line 12 that is 5% or more of its total assets reported in Part X, line 16? If "Yes," complete Schedule D, Part VII		X
c	Did the organization report an amount for investments—program related in Part X, line 13 that is 5% or more of its total assets reported in Part X, line 16? If "Yes," complete Schedule D, Part VIII		X
d	Did the organization report an amount for other assets in Part X, line 15 that is 5% or more of its total assets reported in Part X, line 16? If "Yes," complete Schedule D, Part IX		X
e	Did the organization report an amount for other liabilities in Part X, line 25? If "Yes," complete Schedule D, Part X		X
f	Did the organization's separate or consolidated financial statements for the tax year include a footnote that addresses the organization's liability for uncertain tax positions under FIN 48 (ASC 740)? If "Yes," complete Schedule D, Part X		X
12a	Did the organization obtain separate, independent audited financial statements for the tax year? If "Yes," complete Schedule D, Parts XI and XII	X	
b	Was the organization included in consolidated, independent audited financial statements for the tax year? If "Yes," and if the organization answered "No" to line 12a, then completing Schedule D, Parts XI and XII is optional		X
13	Is the organization a school described in section 170(b)(1)(A)(ii)? If "Yes," complete Schedule E		X
14a	Did the organization maintain an office, employees, or agents outside of the United States?		X
b	Did the organization have aggregate revenues or expenses of more than \$10,000 from grantmaking, fundraising, business, investment, and program service activities outside the United States, or aggregate foreign investments valued at \$100,000 or more? If "Yes," complete Schedule F, Parts I and IV		X
15	Did the organization report on Part IX, column (A), line 3, more than \$5,000 of grants or other assistance to or for any foreign organization? If "Yes," complete Schedule F, Parts II and IV		X
16	Did the organization report on Part IX, column (A), line 3, more than \$5,000 of aggregate grants or other assistance to or for foreign individuals? If "Yes," complete Schedule F, Parts III and IV		X
17	Did the organization report a total of more than \$15,000 of expenses for professional fundraising services on Part IX, column (A), lines 6 and 11e? If "Yes," complete Schedule G, Part I (see instructions)		X
18	Did the organization report more than \$15,000 total of fundraising event gross income and contributions on Part VIII, lines 1c and 8a? If "Yes," complete Schedule G, Part II	X	
19	Did the organization report more than \$15,000 of gross income from gaming activities on Part VIII, line 9a? If "Yes," complete Schedule G, Part III		X
20a	Did the organization operate one or more hospital facilities? If "Yes," complete Schedule H		X
b	If "Yes" to line 20a, did the organization attach a copy of its audited financial statements to this return?		

Part IV Checklist of Required Schedules (continued)

		Yes	No
21	Did the organization report more than \$5,000 of grants or other assistance to any domestic organization or domestic government on Part IX, column (A), line 1? If "Yes," complete Schedule I, Parts I and II		X
22	Did the organization report more than \$5,000 of grants or other assistance to or for domestic individuals on Part IX, column (A), line 2? If "Yes," complete Schedule I, Parts I and III		X
23	Did the organization answer "Yes" to Part VII, Section A, line 3, 4, or 5 about compensation of the organization's current and former officers, directors, trustees, key employees, and highest compensated employees? If "Yes," complete Schedule J		X
24a	Did the organization have a tax-exempt bond issue with an outstanding principal amount of more than \$100,000 as of the last day of the year, that was issued after December 31, 2002? If "Yes," answer lines 24b through 24d and complete Schedule K. If "No," go to line 25a		X
b	Did the organization invest any proceeds of tax-exempt bonds beyond a temporary period exception?		
c	Did the organization maintain an escrow account other than a refunding escrow at any time during the year to defease any tax-exempt bonds?		
d	Did the organization act as an "on behalf of" issuer for bonds outstanding at any time during the year?		
25a	Section 501(c)(3), 501(c)(4), and 501(c)(29) organizations. Did the organization engage in an excess benefit transaction with a disqualified person during the year? If "Yes," complete Schedule L, Part I		X
b	Is the organization aware that it engaged in an excess benefit transaction with a disqualified person in a prior year, and that the transaction has not been reported on any of the organization's prior Forms 990 or 990-EZ? If "Yes," complete Schedule L, Part I		X
26	Did the organization report any amount on Part X, line 5, 6, or 22 for receivables from or payables to any current or former officers, directors, trustees, key employees, highest compensated employees, or disqualified persons? If "Yes," complete Schedule L, Part II		X
27	Did the organization provide a grant or other assistance to an officer, director, trustee, key employee, substantial contributor or employee thereof, a grant selection committee member, or to a 35% controlled entity or family member of any of these persons? If "Yes," complete Schedule L, Part III		X
28	Was the organization a party to a business transaction with one of the following parties (see Schedule L, Part IV instructions for applicable filing thresholds, conditions, and exceptions):		
a	A current or former officer, director, trustee, or key employee? If "Yes," complete Schedule L, Part IV		X
b	A family member of a current or former officer, director, trustee, or key employee? If "Yes," complete Schedule L, Part IV		X
c	An entity of which a current or former officer, director, trustee, or key employee (or a family member thereof) was an officer, director, trustee, or direct or indirect owner? If "Yes," complete Schedule L, Part IV		X
29	Did the organization receive more than \$25,000 in non-cash contributions? If "Yes," complete Schedule M		X
30	Did the organization receive contributions of art, historical treasures, or other similar assets, or qualified conservation contributions? If "Yes," complete Schedule M		X
31	Did the organization liquidate, terminate, or dissolve and cease operations? If "Yes," complete Schedule N, Part I		X
32	Did the organization sell, exchange, dispose of, or transfer more than 25% of its net assets? If "Yes," complete Schedule N, Part II		X
33	Did the organization own 100% of an entity disregarded as separate from the organization under Regulations sections 301.7701-2 and 301.7701-3? If "Yes," complete Schedule R, Part I		X
34	Was the organization related to any tax-exempt or taxable entity? If "Yes," complete Schedule R, Parts II, III, or IV, and Part V, line 1		X
35a	Did the organization have a controlled entity within the meaning of section 512(b)(13)?		X
b	If "Yes" to line 35a, did the organization receive any payment from or engage in any transaction with a controlled entity within the meaning of section 512(b)(13)? If "Yes," complete Schedule R, Part V, line 2		
36	Section 501(c)(3) organizations. Did the organization make any transfers to an exempt non-charitable related organization? If "Yes," complete Schedule R, Part V, line 2		X
37	Did the organization conduct more than 5% of its activities through an entity that is not a related organization and that is treated as a partnership for federal income tax purposes? If "Yes," complete Schedule R, Part VI		X
38	Did the organization complete Schedule O and provide explanations in Schedule O for Part VI, lines 11b and 19? Note. All Form 990 filers are required to complete Schedule O	X	

Part V Statements Regarding Other IRS Filings and Tax Compliance

Check if Schedule O contains a response or note to any line in this Part V

		Yes	No
1a	Enter the number reported in Box 3 of Form 1096. Enter -0- if not applicable		
1b	Enter the number of Forms W-2G included in line 1a. Enter -0- if not applicable		
1c	Did the organization comply with backup withholding rules for reportable payments to vendors and reportable gaming (gambling) winnings to prize winners?	X	
2a	Enter the number of employees reported on Form W-3, Transmittal of Wage and Tax Statements, filed for the calendar year ending with or within the year covered by this return		
2b	If at least one is reported on line 2a, did the organization file all required federal employment tax returns? Note. If the sum of lines 1a and 2a is greater than 250, you may be required to e-file (see instructions)	X	
3a	Did the organization have unrelated business gross income of \$1,000 or more during the year?		X
3b	If "Yes," has it filed a Form 990-T for this year? If "No" to line 3b, provide an explanation in Schedule O		
4a	At any time during the calendar year, did the organization have an interest in, or a signature or other authority over, a financial account in a foreign country (such as a bank account, securities account, or other financial account)?		X
4b	If "Yes," enter the name of the foreign country: u See instructions for filing requirements for FinCEN Form 114, Report of Foreign Bank and Financial Accounts (FBAR).		
5a	Was the organization a party to a prohibited tax shelter transaction at any time during the tax year?		X
5b	Did any taxable party notify the organization that it was or is a party to a prohibited tax shelter transaction?		X
5c	If "Yes" to line 5a or 5b, did the organization file Form 8886-T?		
6a	Does the organization have annual gross receipts that are normally greater than \$100,000, and did the organization solicit any contributions that were not tax deductible as charitable contributions?		X
6b	If "Yes," did the organization include with every solicitation an express statement that such contributions or gifts were not tax deductible?		
7	Organizations that may receive deductible contributions under section 170(c).		
7a	Did the organization receive a payment in excess of \$75 made partly as a contribution and partly for goods and services provided to the payor?		X
7b	If "Yes," did the organization notify the donor of the value of the goods or services provided?		
7c	Did the organization sell, exchange, or otherwise dispose of tangible personal property for which it was required to file Form 8282?		X
7d	If "Yes," indicate the number of Forms 8282 filed during the year		
7e	Did the organization receive any funds, directly or indirectly, to pay premiums on a personal benefit contract?		X
7f	Did the organization, during the year, pay premiums, directly or indirectly, on a personal benefit contract?		X
7g	If the organization received a contribution of qualified intellectual property, did the organization file Form 8899 as required?		X
7h	If the organization received a contribution of cars, boats, airplanes, or other vehicles, did the organization file a Form 1098-C?		X
8	Sponsoring organizations maintaining donor advised funds. Did a donor advised fund maintained by the sponsoring organization have excess business holdings at any time during the year?		
9	Sponsoring organizations maintaining donor advised funds.		
9a	Did the sponsoring organization make any taxable distributions under section 4966?		
9b	Did the sponsoring organization make a distribution to a donor, donor advisor, or related person?		
10	Section 501(c)(7) organizations. Enter:		
10a	Initiation fees and capital contributions included on Part VIII, line 12		
10b	Gross receipts, included on Form 990, Part VIII, line 12, for public use of club facilities		
11	Section 501(c)(12) organizations. Enter:		
11a	Gross income from members or shareholders		
11b	Gross income from other sources (Do not net amounts due or paid to other sources against amounts due or received from them.)		
12a	Section 4947(a)(1) non-exempt charitable trusts. Is the organization filing Form 990 in lieu of Form 1041?		
12b	If "Yes," enter the amount of tax-exempt interest received or accrued during the year		
13	Section 501(c)(29) qualified nonprofit health insurance issuers.		
13a	Is the organization licensed to issue qualified health plans in more than one state? Note. See the instructions for additional information the organization must report on Schedule O.		
13b	Enter the amount of reserves the organization is required to maintain by the states in which the organization is licensed to issue qualified health plans		
13c	Enter the amount of reserves on hand		
14a	Did the organization receive any payments for indoor tanning services during the tax year?		X
14b	If "Yes," has it filed a Form 720 to report these payments? If "No," provide an explanation in Schedule O		

Part VI Governance, Management, and Disclosure For each "Yes" response to lines 2 through 7b below, and for a "No" response to line 8a, 8b, or 10b below, describe the circumstances, processes, or changes in Schedule O. See instructions. Check if Schedule O contains a response or note to any line in this Part VI

Section A. Governing Body and Management

		Yes	No
1a	Enter the number of voting members of the governing body at the end of the tax year If there are material differences in voting rights among members of the governing body, or if the governing body delegated broad authority to an executive committee or similar committee, explain in Schedule O.		
	20		
b	Enter the number of voting members included in line 1a, above, who are independent		
	20		
2	Did any officer, director, trustee, or key employee have a family relationship or a business relationship with any other officer, director, trustee, or key employee?		X
3	Did the organization delegate control over management duties customarily performed by or under the direct supervision of officers, directors, or trustees, or key employees to a management company or other person?		X
4	Did the organization make any significant changes to its governing documents since the prior Form 990 was filed?		X
5	Did the organization become aware during the year of a significant diversion of the organization's assets?		X
6	Did the organization have members or stockholders?		X
7a	Did the organization have members, stockholders, or other persons who had the power to elect or appoint one or more members of the governing body?		X
b	Are any governance decisions of the organization reserved to (or subject to approval by) members, stockholders, or persons other than the governing body?		X
8	Did the organization contemporaneously document the meetings held or written actions undertaken during the year by the following:		
a	The governing body?	X	
b	Each committee with authority to act on behalf of the governing body?	X	
9	Is there any officer, director, trustee, or key employee listed in Part VII, Section A, who cannot be reached at the organization's mailing address? If "Yes," provide the names and addresses in Schedule O		X

Section B. Policies (This Section B requests information about policies not required by the Internal Revenue Code.)

		Yes	No
10a	Did the organization have local chapters, branches, or affiliates?		X
b	If "Yes," did the organization have written policies and procedures governing the activities of such chapters, affiliates, and branches to ensure their operations are consistent with the organization's exempt purposes?		
10b			
11a	Has the organization provided a complete copy of this Form 990 to all members of its governing body before filing the form?	X	
b	Describe in Schedule O the process, if any, used by the organization to review this Form 990.		
12a	Did the organization have a written conflict of interest policy? If "No," go to line 13	X	
b	Were officers, directors, or trustees, and key employees required to disclose annually interests that could give rise to conflicts?	X	
c	Did the organization regularly and consistently monitor and enforce compliance with the policy? If "Yes," describe in Schedule O how this was done	X	
12c			
13	Did the organization have a written whistleblower policy?		X
14	Did the organization have a written document retention and destruction policy?	X	
15	Did the process for determining compensation of the following persons include a review and approval by independent persons, comparability data, and contemporaneous substantiation of the deliberation and decision?		
a	The organization's CEO, Executive Director, or top management official	X	
b	Other officers or key employees of the organization If "Yes" to line 15a or 15b, describe the process in Schedule O (see instructions).	X	
15b			
16a	Did the organization invest in, contribute assets to, or participate in a joint venture or similar arrangement with a taxable entity during the year?		X
b	If "Yes," did the organization follow a written policy or procedure requiring the organization to evaluate its participation in joint venture arrangements under applicable federal tax law, and take steps to safeguard the organization's exempt status with respect to such arrangements?		
16b			

Section C. Disclosure

- 17** List the states with which a copy of this Form 990 is required to be filed **u** **None**
- 18** Section 6104 requires an organization to make its Forms 1023 (or 1024 if applicable), 990, and 990-T (Section 501(c)(3)s only) available for public inspection. Indicate how you made these available. Check all that apply.
 Own website Another's website Upon request Other (explain in Schedule O)
- 19** Describe in Schedule O whether (and if so, how) the organization made its governing documents, conflict of interest policy, and financial statements available to the public during the tax year.
- 20** State the name, address, and telephone number of the person who possesses the organization's books and records: **u**

GOOD SAMARITAN BOYS RANCH
BRIGHTON

PO BOX 617

MO 65617

417-376-2238

Part VII Compensation of Officers, Directors, Trustees, Key Employees, Highest Compensated Employees, and Independent Contractors

Check if Schedule O contains a response or note to any line in this Part VII

Section A. Officers, Directors, Trustees, Key Employees, and Highest Compensated Employees

1a Complete this table for all persons required to be listed. Report compensation for the calendar year ending with or within the organization's tax year.

- List all of the organization's **current** officers, directors, trustees (whether individuals or organizations), regardless of amount of compensation. Enter -0- in columns (D), (E), and (F) if no compensation was paid.
- List all of the organization's **current** key employees, if any. See instructions for definition of "key employee."
- List the organization's five **current** highest compensated employees (other than an officer, director, trustee, or key employee) who received reportable compensation (Box 5 of Form W-2 and/or Box 7 of Form 1099-MISC) of more than \$100,000 from the organization and any related organizations.
- List all of the organization's **former** officers, key employees, and highest compensated employees who received more than \$100,000 of reportable compensation from the organization and any related organizations.
- List all of the organization's **former directors or trustees** that received, in the capacity as a former director or trustee of the organization, more than \$10,000 of reportable compensation from the organization and any related organizations.

List persons in the following order: individual trustees or directors; institutional trustees; officers; key employees; highest compensated employees; and former such persons.

Check this box if neither the organization nor any related organization compensated any current officer, director, or trustee.

(A) Name and Title	(B) Average hours per week (list any hours for related organizations below dotted line)	(C) Position (do not check more than one box, unless person is both an officer and a director/trustee)						(D) Reportable compensation from the organization (W-2/1099-MISC)	(E) Reportable compensation from related organizations (W-2/1099-MISC)	(F) Estimated amount of other compensation from the organization and related organizations
		Individual trustee or director	Institutional trustee	Officer	Key employee	Highest compensated employee	Former			
(1) TIM CHITWOOD	0.50									
TREASURER	0.00	X		X			0	0	0	
(2) JOHNNY JOHNSON	0.50									
MEMBER	0.00	X					0	0	0	
(3) DAVID CALHOUN	0.50									
MEMBER	0.00	X					0	0	0	
(4) JASON BROWN	0.50									
MEMBER	0.00	X					0	0	0	
(5) BRIAN KNIGHT	0.50									
MEMBER	0.00	X					0	0	0	
(6) ROB BALLOWE	0.50									
MEMBER	0.00	X					0	0	0	
(7) KELLY DANIELSON	0.50									
MEMBER	0.00	X					0	0	0	
(8) KRISTY HORTON	0.50									
CHAIR	0.00	X		X			0	0	0	
(9) JANICE DUNCAN	0.50									
VICE CHAIRMAN	0.00	X		X			0	0	0	
(10) RALPH GRAHAM	0.50									
MEMBER	0.00	X					0	0	0	
(11) DAVE ADAIR	0.50									
SECRETARY	0.00	X		X			0	0	0	

Part VII Section A. Officers, Directors, Trustees, Key Employees, and Highest Compensated Employees (continued)

(A) Name and title	(B) Average hours per week (list any hours for related organizations below dotted line)	(C) Position (do not check more than one box, unless person is both an officer and a director/trustee)						(D) Reportable compensation from the organization (W-2/1099-MISC)	(E) Reportable compensation from related organizations (W-2/1099-MISC)	(F) Estimated amount of other compensation from the organization and related organizations
		Individual trustee or director	Institutional trustee	Officer	Key employee	Highest compensated employee	Former			
(12) DAN NELSON	0.50									
MEMBER	0.00	X					0	0	0	
(13) JOE JAMES	0.50									
MEMBER	0.00	X					0	0	0	
(14) JOHN MAUPIN	0.50									
MEMBER	0.00	X					0	0	0	
(15) MIKE PARKER	0.50									
MEMBER	0.00	X					0	0	0	
(16) RUSSELL HINDS	0.50									
MEMBER	0.00	X					0	0	0	
(17) TINA FOWLER	0.50									
MEMBER	0.00	X					0	0	0	
(18) DENISE LEBOLT	0.50									
MEMBER	0.00	X					0	0	0	
(19) ROBERT FERGUSON	0.50									
MEMBER	0.00	X					0	0	0	
1b Sub-total										
c Total from continuation sheets to Part VII, Section A							132,082		14,289	
d Total (add lines 1b and 1c)							132,082		14,289	

2 Total number of individuals (including but not limited to those listed above) who received more than \$100,000 of reportable compensation from the organization **u 1**

	Yes	No
3 Did the organization list any former officer, director, or trustee, key employee, or highest compensated employee on line 1a? If "Yes," complete Schedule J for such individual	3	X
4 For any individual listed on line 1a, is the sum of reportable compensation and other compensation from the organization and related organizations greater than \$150,000? If "Yes," complete Schedule J for such individual	4	X
5 Did any person listed on line 1a receive or accrue compensation from any unrelated organization or individual for services rendered to the organization? If "Yes," complete Schedule J for such person	5	X

Section B. Independent Contractors

1 Complete this table for your five highest compensated independent contractors that received more than \$100,000 of compensation from the organization. Report compensation for the calendar year ending with or within the organization's tax year.

(A) Name and business address	(B) Description of services	(C) Compensation

2 Total number of independent contractors (including but not limited to those listed above) who received more than \$100,000 of compensation from the organization **u 0**

Part VII Section A. Officers, Directors, Trustees, Key Employees, and Highest Compensated Employees (continued)

(A) Name and title	(B) Average hours per week (list any hours for related organizations below dotted line)	(C) Position (do not check more than one box, unless person is both an officer and a director/trustee)						(D) Reportable compensation from the organization (W-2/1099-MISC)	(E) Reportable compensation from related organizations (W-2/1099-MISC)	(F) Estimated amount of other compensation from the organization and related organizations
		Individual trustee or director	Institutional trustee	Officer	Key employee	Highest compensated employee	Former			
(12) ANDY STEWART MEMBER	0.50 0.00	X						0	0	
(13) KEVIN J KILLIAN PRESIDENT/CEO	40.00 0.00			X				132,082	0	
(14)										
(15)										
(16)										
(17)										
(18)										
(19)										
1b Sub-total								132,082	14,289	
c Total from continuation sheets to Part VII, Section A										
d Total (add lines 1b and 1c)										

2 Total number of individuals (including but not limited to those listed above) who received more than \$100,000 of reportable compensation from the organization **u**

	Yes	No
3 Did the organization list any former officer, director, or trustee, key employee, or highest compensated employee on line 1a? If "Yes," complete Schedule J for such individual		
4 For any individual listed on line 1a, is the sum of reportable compensation and other compensation from the organization and related organizations greater than \$150,000? If "Yes," complete Schedule J for such individual		
5 Did any person listed on line 1a receive or accrue compensation from any unrelated organization or individual for services rendered to the organization? If "Yes," complete Schedule J for such person		

Section B. Independent Contractors

1 Complete this table for your five highest compensated independent contractors that received more than \$100,000 of compensation from the organization. Report compensation for the calendar year ending with or within the organization's tax year.

(A) Name and business address	(B) Description of services	(C) Compensation

2 Total number of independent contractors (including but not limited to those listed above) who received more than \$100,000 of compensation from the organization **u**

Part VIII Statement of Revenue

Check if Schedule O contains a response or note to any line in this Part VIII

			(A) Total revenue	(B) Related or exempt function revenue	(C) Unrelated business revenue	(D) Revenue excluded from tax under sections 512-514	
Contributions, Gifts, Grants and Other Similar Amounts	1a Federated campaigns	1a					
	b Membership dues	1b					
	c Fundraising events	1c	106,828				
	d Related organizations	1d					
	e Government grants (contributions)	1e	5,036,403				
	f All other contributions, gifts, grants, and similar amounts not included above	1f	900,425				
	g Noncash contributions included in lines 1a-1f: \$						
	h Total. Add lines 1a-1f	u	6,043,656				
	Program Service Revenue	2a	Busn. Code				
b							
c							
d							
e							
f All other program service revenue							
g Total. Add lines 2a-2f		u					
Other Revenue	3 Investment income (including dividends, interest, and other similar amounts)	u	20,023			20,023	
	4 Income from investment of tax-exempt bond proceeds	u					
	5 Royalties	u					
	6a Gross rents	(i) Real	(ii) Personal				
		b Less: rental exps.					
	c Rental inc. or (loss)						
	d Net rental income or (loss)	u					
	7a Gross amount from sales of assets other than inventory	(i) Securities	(ii) Other				
		b Less: cost or other basis & sales exps.					
	c Gain or (loss)						
	d Net gain or (loss)	u					
	8a Gross income from fundraising events (not including \$ 106,828 of contributions reported on line 1c). See Part IV, line 18	a					
		b Less: direct expenses	b				
	c Net income or (loss) from fundraising events	u					
	9a Gross income from gaming activities. See Part IV, line 19	a					
b Less: direct expenses		b					
c Net income or (loss) from gaming activities	u						
10a Gross sales of inventory, less returns and allowances	a						
	b Less: cost of goods sold	b					
c Net income or (loss) from sales of inventory	u						
Miscellaneous Revenue		Busn. Code					
11a INCOME FROM SPRINGFIELD PARTN			239,188			239,188	
b MISCELLANEOUS			38,644			38,644	
c REIMBURSEMENTS AND REBATES			13,858			13,858	
d All other revenue							
e Total. Add lines 11a-11d	u		291,690				
12 Total revenue. See instructions.	u		6,355,369	0	0	311,713	

Part IX Statement of Functional Expenses

Section 501(c)(3) and 501(c)(4) organizations must complete all columns. All other organizations must complete column (A).

Check if Schedule O contains a response or note to any line in this Part IX

Do not include amounts reported on lines 6b, 7b, 8b, 9b, and 10b of Part VIII.	(A) Total expenses	(B) Program service expenses	(C) Management and general expenses	(D) Fundraising expenses
1 Grants and other assistance to domestic organizations and domestic governments. See Part IV, line 21				
2 Grants and other assistance to domestic individuals. See Part IV, line 22				
3 Grants and other assistance to foreign organizations, foreign governments, and foreign individuals. See Part IV, lines 15 and 16				
4 Benefits paid to or for members				
5 Compensation of current officers, directors, trustees, and key employees	146,371		146,371	
6 Compensation not included above, to disqualified persons (as defined under section 4958(f)(1)) and persons described in section 4958(c)(3)(B)				
7 Other salaries and wages	3,057,408	2,848,333	91,355	117,720
8 Pension plan accruals and contributions (include section 401(k) and 403(b) employer contributions)				
9 Other employee benefits	556,685	509,901	25,710	21,074
10 Payroll taxes	257,614	230,059	18,047	9,508
11 Fees for services (non-employees):				
a Management				
b Legal				
c Accounting	62,220	16,670	45,550	
d Lobbying				
e Professional fundraising services. See Part IV, line 17				
f Investment management fees				
g Other. (If line 11g amount exceeds 10% of line 25, column (A) amount, list line 11g expenses on Schedule O.)				
12 Advertising and promotion				
13 Office expenses				
14 Information technology				
15 Royalties				
16 Occupancy	288,082	259,397	28,685	
17 Travel				
18 Payments of travel or entertainment expenses for any federal, state, or local public officials				
19 Conferences, conventions, and meetings				
20 Interest	1,925	1,925		
21 Payments to affiliates				
22 Depreciation, depletion, and amortization	509,742	462,912	46,830	
23 Insurance				
24 Other expenses. Itemize expenses not covered above (List miscellaneous expenses in line 24e. If line 24e amount exceeds 10% of line 25, column (A) amount, list line 24e expenses on Schedule O.)				
a Food	342,963	342,963		
b Boys' clothing & supplies	199,803	199,803		
c Insurance	94,513	87,892	6,621	
d Auto expense	86,181	80,144	6,037	
e All other expenses	369,170	308,467	19,203	41,500
25 Total functional expenses. Add lines 1 through 24e	5,972,677	5,348,466	434,409	189,802
26 Joint costs. Complete this line only if the organization reported in column (B) joint costs from a combined educational campaign and fundraising solicitation. Check here <input checked="" type="checkbox"/> if following SOP 98-2 (ASC 958-720)				

Part X Balance SheetCheck if Schedule O contains a response or note to any line in this Part X

		(A) Beginning of year		(B) End of year	
Assets	1	Cash—non-interest bearing	1,075,995	1	896,324
	2	Savings and temporary cash investments		2	
	3	Pledges and grants receivable, net		3	
	4	Accounts receivable, net	505,911	4	493,267
	5	Loans and other receivables from current and former officers, directors, trustees, key employees, and highest compensated employees. Complete Part II of Schedule L		5	
	6	Loans and other receivables from other disqualified persons (as defined under section 4958(f)(1)), persons described in section 4958(c)(3)(B), and contributing employers and sponsoring organizations of section 501(c)(9) voluntary employees' beneficiary organizations (see instructions). Complete Part II of Schedule L		6	
	7	Notes and loans receivable, net		7	
	8	Inventories for sale or use		8	
	9	Prepaid expenses and deferred charges	27,026	9	30,325
	10a	Land, buildings, and equipment: cost or other basis. Complete Part VI of Schedule D	10a 12,011,124		
	b	Less: accumulated depreciation	10b 4,680,073	10c	7,331,051
	11	Investments—publicly traded securities	2,381,720	11	2,505,809
	12	Investments—other securities. See Part IV, line 11	63,107	12	252,295
	13	Investments—program-related. See Part IV, line 11		13	
	14	Intangible assets		14	
	15	Other assets. See Part IV, line 11		15	
16	Total assets. Add lines 1 through 15 (must equal line 34)	11,227,554	16	11,509,071	
Liabilities	17	Accounts payable and accrued expenses	279,523	17	301,944
	18	Grants payable		18	
	19	Deferred revenue		19	
	20	Tax-exempt bond liabilities		20	
	21	Escrow or custodial account liability. Complete Part IV of Schedule D		21	
	22	Loans and other payables to current and former officers, directors, trustees, key employees, highest compensated employees, and disqualified persons. Complete Part II of Schedule L		22	
	23	Secured mortgages and notes payable to unrelated third parties	286,096	23	162,500
	24	Unsecured notes and loans payable to unrelated third parties		24	
	25	Other liabilities (including federal income tax, payables to related third parties, and other liabilities not included on lines 17-24). Complete Part X of Schedule D		25	
	26	Total liabilities. Add lines 17 through 25	565,619	26	464,444
Net Assets or Fund Balances	Organizations that follow SFAS 117 (ASC 958), check here <input checked="" type="checkbox"/> and complete lines 27 through 29, and lines 33 and 34.				
	27	Unrestricted net assets	10,124,501	27	10,416,035
	28	Temporarily restricted net assets	323,284	28	294,496
	29	Permanently restricted net assets	214,150	29	334,096
	Organizations that do not follow SFAS 117 (ASC 958), check here <input type="checkbox"/> and complete lines 30 through 34.				
	30	Capital stock or trust principal, or current funds		30	
	31	Paid-in or capital surplus, or land, building, or equipment fund		31	
	32	Retained earnings, endowment, accumulated income, or other funds		32	
33	Total net assets or fund balances	10,661,935	33	11,044,627	
34	Total liabilities and net assets/fund balances	11,227,554	34	11,509,071	

Part XI Reconciliation of Net Assets

Check if Schedule O contains a response or note to any line in this Part XI

1	Total revenue (must equal Part VIII, column (A), line 12)	1	6,355,369
2	Total expenses (must equal Part IX, column (A), line 25)	2	5,972,677
3	Revenue less expenses. Subtract line 2 from line 1	3	382,692
4	Net assets or fund balances at beginning of year (must equal Part X, line 33, column (A))	4	10,661,935
5	Net unrealized gains (losses) on investments	5	
6	Donated services and use of facilities	6	
7	Investment expenses	7	
8	Prior period adjustments	8	
9	Other changes in net assets or fund balances (explain in Schedule O)	9	
10	Net assets or fund balances at end of year. Combine lines 3 through 9 (must equal Part X, line 33, column (B))	10	11,044,627

Part XII Financial Statements and Reporting

Check if Schedule O contains a response or note to any line in this Part XII

		Yes	No
1	Accounting method used to prepare the Form 990: <input type="checkbox"/> Cash <input checked="" type="checkbox"/> Accrual <input type="checkbox"/> Other If the organization changed its method of accounting from a prior year or checked "Other," explain in Schedule O.		
2a	Were the organization's financial statements compiled or reviewed by an independent accountant? If "Yes," check a box below to indicate whether the financial statements for the year were compiled or reviewed on a separate basis, consolidated basis, or both: <input type="checkbox"/> Separate basis <input type="checkbox"/> Consolidated basis <input type="checkbox"/> Both consolidated and separate basis		X
2b	Were the organization's financial statements audited by an independent accountant? If "Yes," check a box below to indicate whether the financial statements for the year were audited on a separate basis, consolidated basis, or both: <input checked="" type="checkbox"/> Separate basis <input type="checkbox"/> Consolidated basis <input type="checkbox"/> Both consolidated and separate basis	X	
2c	If "Yes" to line 2a or 2b, does the organization have a committee that assumes responsibility for oversight of the audit, review, or compilation of its financial statements and selection of an independent accountant? If the organization changed either its oversight process or selection process during the tax year, explain in Schedule O.	X	
3a	As a result of a federal award, was the organization required to undergo an audit or audits as set forth in the Single Audit Act and OMB Circular A-133?		X
3b	If "Yes," did the organization undergo the required audit or audits? If the organization did not undergo the required audit or audits, explain why in Schedule O and describe any steps taken to undergo such audits.		

SCHEDULE A
(Form 990 or 990-EZ)

Public Charity Status and Public Support
Complete if the organization is a section 501(c)(3) organization or a section 4947(a)(1) nonexempt charitable trust.
u Attach to Form 990 or Form 990-EZ.

OMB No. 1545-0047

2014

Open to Public Inspection

Department of the Treasury
Internal Revenue Service

u Information about Schedule A (Form 990 or 990-EZ) and its instructions is at www.irs.gov/form990.

Name of the organization

GOOD SAMARITAN BOYS RANCH

Employer identification number

44-6006077

Part I Reason for Public Charity Status (All organizations must complete this part.) See instructions.

The organization is not a private foundation because it is: (For lines 1 through 11, check only one box.)

- 1 A church, convention of churches, or association of churches described in **section 170(b)(1)(A)(i)**.
- 2 A school described in **section 170(b)(1)(A)(ii)**. (Attach Schedule E.)
- 3 A hospital or a cooperative hospital service organization described in **section 170(b)(1)(A)(iii)**.
- 4 A medical research organization operated in conjunction with a hospital described in **section 170(b)(1)(A)(iii)**. Enter the hospital's name, city, and state:
- 5 An organization operated for the benefit of a college or university owned or operated by a governmental unit described in **section 170(b)(1)(A)(iv)**. (Complete Part II.)
- 6 A federal, state, or local government or governmental unit described in **section 170(b)(1)(A)(v)**.
- 7 An organization that normally receives a substantial part of its support from a governmental unit or from the general public described in **section 170(b)(1)(A)(vi)**. (Complete Part II.)
- 8 A community trust described in **section 170(b)(1)(A)(vi)**. (Complete Part II.)
- 9 An organization that normally receives: (1) more than 33 1/3% of its support from contributions, membership fees, and gross receipts from activities related to its exempt functions—subject to certain exceptions, and (2) no more than 33 1/3% of its support from gross investment income and unrelated business taxable income (less section 511 tax) from businesses acquired by the organization after June 30, 1975. See **section 509(a)(2)**. (Complete Part III.)
- 10 An organization organized and operated exclusively to test for public safety. See **section 509(a)(4)**.
- 11 An organization organized and operated exclusively for the benefit of, to perform the functions of, or to carry out the purposes of one or more publicly supported organizations described in **section 509(a)(1)** or **section 509(a)(2)**. See **section 509(a)(3)**. Check the box in lines 11a through 11d that describes the type of supporting organization and complete lines 11e, 11f, and 11g.
 - a **Type I.** A supporting organization operated, supervised, or controlled by its supported organization(s), typically by giving the supported organization(s) the power to regularly appoint or elect a majority of the directors or trustees of the supporting organization. **You must complete Part IV, Sections A and B.**
 - b **Type II.** A supporting organization supervised or controlled in connection with its supported organization(s), by having control or management of the supporting organization vested in the same persons that control or manage the supported organization(s). **You must complete Part IV, Sections A and C.**
 - c **Type III functionally integrated.** A supporting organization operated in connection with, and functionally integrated with, its supported organization(s) (see instructions). **You must complete Part IV, Sections A, D, and E.**
 - d **Type III non-functionally integrated.** A supporting organization operated in connection with its supported organization(s) that is not functionally integrated. The organization generally must satisfy a distribution requirement and an attentiveness requirement (see instructions). **You must complete Part IV, Sections A and D, and Part V.**
 - e Check this box if the organization received a written determination from the IRS that it is a Type I, Type II, Type III functionally integrated, or Type III non-functionally integrated supporting organization.
- f Enter the number of supported organizations
- g Provide the following information about the supported organization(s).

(i) Name of supported organization	(ii) EIN	(iii) Type of organization (described on lines 1–9 above or IRC section (see instructions))	(iv) Is the organization listed in your governing document?		(v) Amount of monetary support (see instructions)	(vi) Amount of other support (see instructions)
			Yes	No		
(A)						
(B)						
(C)						
(D)						
(E)						
Total						

Part II Support Schedule for Organizations Described in Sections 170(b)(1)(A)(iv) and 170(b)(1)(A)(vi)

(Complete only if you checked the box on line 5, 7, or 8 of Part I or if the organization failed to qualify under Part III. If the organization fails to qualify under the tests listed below, please complete Part III.)

Section A. Public Support

Calendar year (or fiscal year beginning in) u	(a) 2010	(b) 2011	(c) 2012	(d) 2013	(e) 2014	(f) Total
1 Gifts, grants, contributions, and membership fees received. (Do not include any "unusual grants.")	4,788,396	5,299,551	5,279,209	5,812,586	6,043,656	27,223,398
2 Tax revenues levied for the organization's benefit and either paid to or expended on its behalf						
3 The value of services or facilities furnished by a governmental unit to the organization without charge						
4 Total. Add lines 1 through 3	4,788,396	5,299,551	5,279,209	5,812,586	6,043,656	27,223,398
5 The portion of total contributions by each person (other than a governmental unit or publicly supported organization) included on line 1 that exceeds 2% of the amount shown on line 11, column (f)						
6 Public support. Subtract line 5 from line 4.						27,223,398

Section B. Total Support

Calendar year (or fiscal year beginning in) u	(a) 2010	(b) 2011	(c) 2012	(d) 2013	(e) 2014	(f) Total
7 Amounts from line 4	4,788,396	5,299,551	5,279,209	5,812,586	6,043,656	27,223,398
8 Gross income from interest, dividends, payments received on securities loans, rents, royalties and income from similar sources	324,248	44,679	232,734	254,761	20,023	876,445
9 Net income from unrelated business activities, whether or not the business is regularly carried on				9,598		9,598
10 Other income. Do not include gain or loss from the sale of capital assets (Explain in Part VI.)	-1,130	42,830	115,546	44,246	291,690	493,182
11 Total support. Add lines 7 through 10						28,602,623

12 Gross receipts from related activities, etc. (see instructions) 12

13 **First five years.** If the Form 990 is for the organization's first, second, third, fourth, or fifth tax year as a section 501(c)(3) organization, check this box and **stop here**

Section C. Computation of Public Support Percentage

14 Public support percentage for 2014 (line 6, column (f) divided by line 11, column (f))	14	95.18 %
15 Public support percentage from 2013 Schedule A, Part II, line 14	15	95.38 %

16a 33 1/3% support test—2014. If the organization did not check the box on line 13, and line 14 is 33 1/3% or more, check this box and **stop here**. The organization qualifies as a publicly supported organization

b 33 1/3% support test—2013. If the organization did not check a box on line 13 or 16a, and line 15 is 33 1/3% or more, check this box and **stop here**. The organization qualifies as a publicly supported organization

17a 10%-facts-and-circumstances test—2014. If the organization did not check a box on line 13, 16a, or 16b, and line 14 is 10% or more, and if the organization meets the "facts-and-circumstances" test, check this box and **stop here**. Explain in Part VI how the organization meets the "facts-and-circumstances" test. The organization qualifies as a publicly supported organization

b 10%-facts-and-circumstances test—2013. If the organization did not check a box on line 13, 16a, 16b, or 17a, and line 15 is 10% or more, and if the organization meets the "facts-and-circumstances" test, check this box and **stop here**. Explain in Part VI how the organization meets the "facts-and-circumstances" test. The organization qualifies as a publicly supported organization

18 Private foundation. If the organization did not check a box on line 13, 16a, 16b, 17a, or 17b, check this box and see instructions

Part III Support Schedule for Organizations Described in Section 509(a)(2)

(Complete only if you checked the box on line 9 of Part I or if the organization failed to qualify under Part II. If the organization fails to qualify under the tests listed below, please complete Part II.)

Section A. Public Support

Calendar year (or fiscal year beginning in) u	(a) 2010	(b) 2011	(c) 2012	(d) 2013	(e) 2014	(f) Total
1 Gifts, grants, contributions, and membership fees received. (Do not include any "unusual grants.")						
2 Gross receipts from admissions, merchandise sold or services performed, or facilities furnished in any activity that is related to the organization's tax-exempt purpose						
3 Gross receipts from activities that are not an unrelated trade or business under section 513						
4 Tax revenues levied for the organization's benefit and either paid to or expended on its behalf						
5 The value of services or facilities furnished by a governmental unit to the organization without charge						
6 Total. Add lines 1 through 5						
7a Amounts included on lines 1, 2, and 3 received from disqualified persons						
b Amounts included on lines 2 and 3 received from other than disqualified persons that exceed the greater of \$5,000 or 1% of the amount on line 13 for the year						
c Add lines 7a and 7b						
8 Public support (Subtract line 7c from line 6.)						

Section B. Total Support

Calendar year (or fiscal year beginning in) u	(a) 2010	(b) 2011	(c) 2012	(d) 2013	(e) 2014	(f) Total
9 Amounts from line 6						
10a Gross income from interest, dividends, payments received on securities loans, rents, royalties and income from similar sources						
b Unrelated business taxable income (less section 511 taxes) from businesses acquired after June 30, 1975						
c Add lines 10a and 10b						
11 Net income from unrelated business activities not included in line 10b, whether or not the business is regularly carried on						
12 Other income. Do not include gain or loss from the sale of capital assets (Explain in Part VI.)						
13 Total support. (Add lines 9, 10c, 11, and 12.)						

14 First five years. If the Form 990 is for the organization's first, second, third, fourth, or fifth tax year as a section 501(c)(3) organization, check this box and **stop here**

Section C. Computation of Public Support Percentage

15 Public support percentage for 2014 (line 8, column (f) divided by line 13, column (f))	15	%
16 Public support percentage from 2013 Schedule A, Part III, line 15	16	%

Section D. Computation of Investment Income Percentage

17 Investment income percentage for 2014 (line 10c, column (f) divided by line 13, column (f))	17	%
18 Investment income percentage from 2013 Schedule A, Part III, line 17	18	%

19a 33 1/3% support tests—2014. If the organization did not check the box on line 14, and line 15 is more than 33 1/3%, and line 17 is not more than 33 1/3%, check this box and **stop here**. The organization qualifies as a publicly supported organization

b 33 1/3% support tests—2013. If the organization did not check a box on line 14 or line 19a, and line 16 is more than 33 1/3%, and line 18 is not more than 33 1/3%, check this box and **stop here**. The organization qualifies as a publicly supported organization

20 Private foundation. If the organization did not check a box on line 14, 19a, or 19b, check this box and see instructions

Part IV Supporting Organizations

(Complete only if you checked a box on line 11 of Part I. If you checked 11a of Part I, complete Sections A and B. If you checked 11b of Part I, complete Sections A and C. If you checked 11c of Part I, complete Sections A, D, and E. If you checked 11d of Part I, complete Sections A and D, and complete Part V.)

Section A. All Supporting Organizations

	Yes	No
1 Are all of the organization's supported organizations listed by name in the organization's governing documents? If "No," describe in Part VI how the supported organizations are designated. If designated by class or purpose, describe the designation. If historic and continuing relationship, explain.		
2 Did the organization have any supported organization that does not have an IRS determination of status under section 509(a)(1) or (2)? If "Yes," explain in Part VI how the organization determined that the supported organization was described in section 509(a)(1) or (2).		
3a Did the organization have a supported organization described in section 501(c)(4), (5), or (6)? If "Yes," answer (b) and (c) below.		
b Did the organization confirm that each supported organization qualified under section 501(c)(4), (5), or (6) and satisfied the public support tests under section 509(a)(2)? If "Yes," describe in Part VI when and how the organization made the determination.		
c Did the organization ensure that all support to such organizations was used exclusively for section 170(c)(2) (B) purposes? If "Yes," explain in Part VI what controls the organization put in place to ensure such use.		
4a Was any supported organization not organized in the United States ("foreign supported organization")? If "Yes" and if you checked 11a or 11b in Part I, answer (b) and (c) below.		
b Did the organization have ultimate control and discretion in deciding whether to make grants to the foreign supported organization? If "Yes," describe in Part VI how the organization had such control and discretion despite being controlled or supervised by or in connection with its supported organizations.		
c Did the organization support any foreign supported organization that does not have an IRS determination under sections 501(c)(3) and 509(a)(1) or (2)? If "Yes," explain in Part VI what controls the organization used to ensure that all support to the foreign supported organization was used exclusively for section 170(c)(2)(B) purposes.		
5a Did the organization add, substitute, or remove any supported organizations during the tax year? If "Yes," answer (b) and (c) below (if applicable). Also, provide detail in Part VI , including (i) the names and EIN numbers of the supported organizations added, substituted, or removed, (ii) the reasons for each such action, (iii) the authority under the organization's organizing document authorizing such action, and (iv) how the action was accomplished (such as by amendment to the organizing document).		
b Type I or Type II only. Was any added or substituted supported organization part of a class already designated in the organization's organizing document?		
c Substitutions only. Was the substitution the result of an event beyond the organization's control?		
6 Did the organization provide support (whether in the form of grants or the provision of services or facilities) to anyone other than (a) its supported organizations; (b) individuals that are part of the charitable class benefited by one or more of its supported organizations; or (c) other supporting organizations that also support or benefit one or more of the filing organization's supported organizations? If "Yes," provide detail in Part VI .		
7 Did the organization provide a grant, loan, compensation, or other similar payment to a substantial contributor (defined in IRC 4958(c)(3)(C)), a family member of a substantial contributor, or a 35-percent controlled entity with regard to a substantial contributor? If "Yes," complete Part I of Schedule L (Form 990).		
8 Did the organization make a loan to a disqualified person (as defined in section 4958) not described in line 7? If "Yes," complete Part I of Schedule L (Form 990).		
9a Was the organization controlled directly or indirectly at any time during the tax year by one or more disqualified persons as defined in section 4946 (other than foundation managers and organizations described in section 509(a)(1) or (2))? If "Yes," provide detail in Part VI .		
b Did one or more disqualified persons (as defined in line 9(a)) hold a controlling interest in any entity in which the supporting organization had an interest? If "Yes," provide detail in Part VI .		
c Did a disqualified person (as defined in line 9(a)) have an ownership interest in, or derive any personal benefit from, assets in which the supporting organization also had an interest? If "Yes," provide detail in Part VI .		
10a Was the organization subject to the excess business holdings rules of IRC 4943 because of IRC 4943(f) (regarding certain Type II supporting organizations, and all Type III non-functionally integrated supporting organizations)? If "Yes," answer (b) below.		
b Did the organization have any excess business holdings in the tax year? (Use Schedule C, Form 4720, to determine whether the organization had excess business holdings.)		

Part IV Supporting Organizations (continued)

	Yes	No
11 Has the organization accepted a gift or contribution from any of the following persons?		
a A person who directly or indirectly controls, either alone or together with persons described in (b) and (c) below, the governing body of a supported organization?		
b A family member of a person described in (a) above?		
c A 35% controlled entity of a person described in (a) or (b) above? If "Yes" to a, b, or c, provide detail in Part VI .		

Section B. Type I Supporting Organizations

	Yes	No
1 Did the directors, trustees, or membership of one or more supported organizations have the power to regularly appoint or elect at least a majority of the organization's directors or trustees at all times during the tax year? If "No," describe in Part VI how the supported organization(s) effectively operated, supervised, or controlled the organization's activities. If the organization had more than one supported organization, describe how the powers to appoint and/or remove directors or trustees were allocated among the supported organizations and what conditions or restrictions, if any, applied to such powers during the tax year.		
2 Did the organization operate for the benefit of any supported organization other than the supported organization(s) that operated, supervised, or controlled the supporting organization? If "Yes," explain in Part VI how providing such benefit carried out the purposes of the supported organization(s) that operated, supervised, or controlled the supporting organization.		

Section C. Type II Supporting Organizations

	Yes	No
1 Were a majority of the organization's directors or trustees during the tax year also a majority of the directors or trustees of each of the organization's supported organization(s)? If "No," describe in Part VI how control or management of the supporting organization was vested in the same persons that controlled or managed the supported organization(s).		

Section D. All Type III Supporting Organizations

	Yes	No
1 Did the organization provide to each of its supported organizations, by the last day of the fifth month of the organization's tax year, (1) a written notice describing the type and amount of support provided during the prior tax year, (2) a copy of the Form 990 that was most recently filed as of the date of notification, and (3) copies of the organization's governing documents in effect on the date of notification, to the extent not previously provided?		
2 Were any of the organization's officers, directors, or trustees either (i) appointed or elected by the supported organization(s) or (ii) serving on the governing body of a supported organization? If "No," explain in Part VI how the organization maintained a close and continuous working relationship with the supported organization(s).		
3 By reason of the relationship described in (2), did the organization's supported organizations have a significant voice in the organization's investment policies and in directing the use of the organization's income or assets at all times during the tax year? If "Yes," describe in Part VI the role the organization's supported organizations played in this regard.		

Section E. Type III Functionally-Integrated Supporting Organizations

1 Check the box next to the method that the organization used to satisfy the Integral Part Test during the year (see instructions):		
a <input type="checkbox"/> The organization satisfied the Activities Test. Complete line 2 below.		
b <input type="checkbox"/> The organization is the parent of each of its supported organizations. Complete line 3 below.		
c <input type="checkbox"/> The organization supported a governmental entity. Describe in Part VI how you supported a government entity (see instructions).		
2 Activities Test. Answer (a) and (b) below.		
a Did substantially all of the organization's activities during the tax year directly further the exempt purposes of the supported organization(s) to which the organization was responsive? If "Yes," then in Part VI identify those supported organizations and explain how these activities directly furthered their exempt purposes, how the organization was responsive to those supported organizations, and how the organization determined that these activities constituted substantially all of its activities.		
b Did the activities described in (a) constitute activities that, but for the organization's involvement, one or more of the organization's supported organization(s) would have been engaged in? If "Yes," explain in Part VI the reasons for the organization's position that its supported organization(s) would have engaged in these activities but for the organization's involvement.		
3 Parent of Supported Organizations. Answer (a) and (b) below.		
a Did the organization have the power to regularly appoint or elect a majority of the officers, directors, or trustees of each of the supported organizations? Provide details in Part VI .		
b Did the organization exercise a substantial degree of direction over the policies, programs, and activities of each of its supported organizations? If "Yes," describe in Part VI the role played by the organization in this regard.		

Part V Type III Non-Functionally Integrated 509(a)(3) Supporting Organizations

- 1 Check here if the organization satisfied the Integral Part Test as a qualifying trust on Nov. 20, 1970. See instructions. All other Type III non-functionally integrated supporting organizations must complete Sections A through E.

Section A - Adjusted Net Income		(A) Prior Year	(B) Current Year (optional)
1	Net short-term capital gain	1	
2	Recoveries of prior-year distributions	2	
3	Other gross income (see instructions)	3	
4	Add lines 1 through 3	4	
5	Depreciation and depletion	5	
6	Portion of operating expenses paid or incurred for production or collection of gross income or for management, conservation, or maintenance of property held for production of income (see instructions)	6	
7	Other expenses (see instructions)	7	
8	Adjusted Net Income (subtract lines 5, 6 and 7 from line 4)	8	
Section B - Minimum Asset Amount		(A) Prior Year	(B) Current Year (optional)
1	Aggregate fair market value of all non-exempt-use assets (see instructions for short tax year or assets held for part of year):		
a	Average monthly value of securities	1a	
b	Average monthly cash balances	1b	
c	Fair market value of other non-exempt-use assets	1c	
d	Total (add lines 1a, 1b, and 1c)	1d	
e	Discount claimed for blockage or other factors (explain in detail in Part VI):		
2	Acquisition indebtedness applicable to non-exempt-use assets	2	
3	Subtract line 2 from line 1d	3	
4	Cash deemed held for exempt use. Enter 1-1/2% of line 3 (for greater amount, see instructions).	4	
5	Net value of non-exempt-use assets (subtract line 4 from line 3)	5	
6	Multiply line 5 by .035	6	
7	Recoveries of prior-year distributions	7	
8	Minimum Asset Amount (add line 7 to line 6)	8	
Section C - Distributable Amount			Current Year
1	Adjusted net income for prior year (from Section A, line 8, Column A)	1	
2	Enter 85% of line 1	2	
3	Minimum asset amount for prior year (from Section B, line 8, Column A)	3	
4	Enter greater of line 2 or line 3	4	
5	Income tax imposed in prior year	5	
6	Distributable Amount. Subtract line 5 from line 4, unless subject to emergency temporary reduction (see instructions)	6	
7	<input type="checkbox"/> Check here if the current year is the organization's first as a non-functionally-integrated Type III supporting organization (see instructions).		

Part V Type III Non-Functionally Integrated 509(a)(3) Supporting Organizations (continued)

Section D - Distributions	Current Year
1 Amounts paid to supported organizations to accomplish exempt purposes	
2 Amounts paid to perform activity that directly furthers exempt purposes of supported organizations, in excess of income from activity	
3 Administrative expenses paid to accomplish exempt purposes of supported organizations	
4 Amounts paid to acquire exempt-use assets	
5 Qualified set-aside amounts (prior IRS approval required)	
6 Other distributions (describe in Part VI). See instructions.	
7 Total annual distributions. Add lines 1 through 6.	
8 Distributions to attentive supported organizations to which the organization is responsive (provide details in Part VI). See instructions.	
9 Distributable amount for 2014 from Section C, line 6	
10 Line 8 amount divided by Line 9 amount	

Section E - Distribution Allocations (see instructions)	(i) Excess Distributions	(ii) Underdistributions Pre-2014	(iii) Distributable Amount for 2014
1 Distributable amount for 2014 from Section C, line 6			
2 Underdistributions, if any, for years prior to 2014 (reasonable cause required-see instructions)			
3 Excess distributions carryover, if any, to 2014:			
a			
b			
c			
d			
e From 2013			
f Total of lines 3a through e			
g Applied to underdistributions of prior years			
h Applied to 2014 distributable amount			
i Carryover from 2009 not applied (see instructions)			
j Remainder. Subtract lines 3g, 3h, and 3i from 3f.			
4 Distributions for 2014 from Section D, line 7: \$			
a Applied to underdistributions of prior years			
b Applied to 2014 distributable amount			
c Remainder. Subtract lines 4a and 4b from 4.			
5 Remaining underdistributions for years prior to 2014, if any. Subtract lines 3g and 4a from line 2 (if amount greater than zero, see instructions).			
6 Remaining underdistributions for 2014. Subtract lines 3h and 4b from line 1 (if amount greater than zero, see instructions).			
7 Excess distributions carryover to 2015. Add lines 3j and 4c.			
8 Breakdown of line 7:			
a			
b			
c			
d Excess from 2013 . . .			
e Excess from 2014 . . .			

Part VI Supplemental Information. Provide the explanations required by Part II, line 10; Part II, line 17a or 17b; and Part III, line 12. Also complete this part for any additional information. (See instructions.)

Part II, Line 10 - Other Income Detail

Other income \$ **201,492**

SCHEDULE D (Form 990)

Department of the Treasury Internal Revenue Service

Supplemental Financial Statements

u Complete if the organization answered "Yes" to Form 990, Part IV, line 6, 7, 8, 9, 10, 11a, 11b, 11c, 11d, 11e, 11f, 12a, or 12b. u Attach to Form 990.

u Information about Schedule D (Form 990) and its instructions is at www.irs.gov/form990.

OMB No. 1545-0047

2014

Open to Public Inspection

Name of the organization

GOOD SAMARITAN BOYS RANCH

Employer identification number

44-6006077

Part I Organizations Maintaining Donor Advised Funds or Other Similar Funds or Accounts.

Complete if the organization answered "Yes" to Form 990, Part IV, line 6.

Table with 2 columns: (a) Donor advised funds, (b) Funds and other accounts. Rows include: 1 Total number at end of year, 2 Aggregate value of contributions to (during year), 3 Aggregate value of grants from (during year), 4 Aggregate value at end of year, 5 Did the organization inform all donors... Yes No, 6 Did the organization inform all grantees... Yes No.

Part II Conservation Easements.

Complete if the organization answered "Yes" to Form 990, Part IV, line 7.

Table with 2 columns: Held at the End of the Tax Year. Rows include: 1 Purpose(s) of conservation easements, 2 Complete lines 2a through 2d if the organization held a qualified conservation contribution, 3 Number of conservation easements modified, 4 Number of states where property subject to conservation easement is located, 5 Does the organization have a written policy..., 6 Staff and volunteer hours..., 7 Amount of expenses..., 8 Does each conservation easement..., 9 In Part XIII, describe how the organization reports...

Part III Organizations Maintaining Collections of Art, Historical Treasures, or Other Similar Assets.

Complete if the organization answered "Yes" to Form 990, Part IV, line 8.

Table with 2 columns: u \$. Rows include: 1a If the organization elected, as permitted under SFAS 116 (ASC 958), not to report..., 1b If the organization elected, as permitted under SFAS 116 (ASC 958), to report..., 2 If the organization received or held works of art, historical treasures, or other similar assets for financial gain...

Part III Organizations Maintaining Collections of Art, Historical Treasures, or Other Similar Assets (continued)

3 Using the organization's acquisition, accession, and other records, check any of the following that are a significant use of its collection items (check all that apply):

- a** Public exhibition
- b** Scholarly research
- c** Preservation for future generations
- d** Loan or exchange programs
- e** Other

4 Provide a description of the organization's collections and explain how they further the organization's exempt purpose in Part XIII.

5 During the year, did the organization solicit or receive donations of art, historical treasures, or other similar assets to be sold to raise funds rather than to be maintained as part of the organization's collection? Yes No

Part IV Escrow and Custodial Arrangements.

Complete if the organization answered "Yes" to Form 990, Part IV, line 9, or reported an amount on Form 990, Part X, line 21.

1a Is the organization an agent, trustee, custodian or other intermediary for contributions or other assets not included on Form 990, Part X? Yes No

b If "Yes," explain the arrangement in Part XIII and complete the following table:

- c** Beginning balance
- d** Additions during the year
- e** Distributions during the year
- f** Ending balance

	Amount
1c	
1d	
1e	
1f	

2a Did the organization include an amount on Form 990, Part X, line 21, for escrow or custodial account liability? Yes No

b If "Yes," explain the arrangement in Part XIII. Check here if the explanation has been provided in Part XIII Yes No

Part V Endowment Funds.

Complete if the organization answered "Yes" to Form 990, Part IV, line 10.

	(a) Current year	(b) Prior year	(c) Two years back	(d) Three years back	(e) Four years back
1a Beginning of year balance					
b Contributions					
c Net investment earnings, gains, and losses					
d Grants or scholarships					
e Other expenditures for facilities and programs					
f Administrative expenses					
g End of year balance					

2 Provide the estimated percentage of the current year end balance (line 1g, column (a)) held as:

- a** Board designated or quasi-endowment **u**
 - b** Permanent endowment **u**
 - c** Temporarily restricted endowment **u**
- The percentages in lines 2a, 2b, and 2c should equal 100%.

3a Are there endowment funds not in the possession of the organization that are held and administered for the organization by:

- (i)** unrelated organizations
- (ii)** related organizations

	Yes	No
3a(i)		
3a(ii)		
3b		

b If "Yes" to 3a(ii), are the related organizations listed as required on Schedule R?

4 Describe in Part XIII the intended uses of the organization's endowment funds.

Part VI Land, Buildings, and Equipment.

Complete if the organization answered "Yes" to Form 990, Part IV, line 11a. See Form 990, Part X, line 10.

Description of property	(a) Cost or other basis (investment)	(b) Cost or other basis (other)	(c) Accumulated depreciation	(d) Book value
1a Land		438,818		438,818
b Buildings				
c Leasehold improvements				
d Equipment		11,572,306	4,680,073	6,892,233
e Other				

Total. Add lines 1a through 1e. (Column (d) must equal Form 990, Part X, column (B), line 10c.) **u** **7,331,051**

Part VII Investments—Other Securities.

Complete if the organization answered "Yes" to Form 990, Part IV, line 11b. See Form 990, Part X, line 12.

(a) Description of security or category (including name of security)	(b) Book value	(c) Method of valuation: Cost or end-of-year market value
(1) Financial derivatives		
(2) Closely-held equity interests		
(3) Other		
(A)		
(B)		
(C)		
(D)		
(E)		
(F)		
(G)		
(H)		
Total. (Column (b) must equal Form 990, Part X, col. (B) line 12.) u		

Part VIII Investments—Program Related.

Complete if the organization answered "Yes" to Form 990, Part IV, line 11c. See Form 990, Part X, line 13.

(a) Description of investment	(b) Book value	(c) Method of valuation: Cost or end-of-year market value
(1)		
(2)		
(3)		
(4)		
(5)		
(6)		
(7)		
(8)		
(9)		
Total. (Column (b) must equal Form 990, Part X, col. (B) line 13.) u		

Part IX Other Assets.

Complete if the organization answered "Yes" to Form 990, Part IV, line 11d. See Form 990, Part X, line 15.

(a) Description	(b) Book value
(1)	
(2)	
(3)	
(4)	
(5)	
(6)	
(7)	
(8)	
(9)	
Total. (Column (b) must equal Form 990, Part X, col. (B) line 15.) u	

Part X Other Liabilities.

Complete if the organization answered "Yes" to Form 990, Part IV, line 11e or 11f. See Form 990, Part X, line 25.

1. (a) Description of liability	(b) Book value
(1) Federal income taxes	
(2)	
(3)	
(4)	
(5)	
(6)	
(7)	
(8)	
(9)	
Total. (Column (b) must equal Form 990, Part X, col. (B) line 25.) u	

2. Liability for uncertain tax positions. In Part XIII, provide the text of the footnote to the organization's financial statements that reports the organization's liability for uncertain tax positions under FIN 48 (ASC 740). Check here if the text of the footnote has been provided in Part XIII

**SCHEDULE G
(Form 990 or 990-EZ)**

Supplemental Information Regarding Fundraising or Gaming Activities

OMB No. 1545-0047

2014

Department of the Treasury
Internal Revenue Service

Complete if the organization answered "Yes" to Form 990, Part IV, lines 17, 18, or 19, or if the organization entered more than \$15,000 on Form 990-EZ, line 6a.

⚡ Attach to Form 990 or Form 990-EZ.

⚡ Information about Schedule G (Form 990 or 990-EZ) and its instructions is at www.irs.gov/form990.

Open to Public Inspection

Name of the organization

GOOD SAMARITAN BOYS RANCH

Employer identification number

44-6006077

Part I

Fundraising Activities. Complete if the organization answered "Yes" to Form 990, Part IV, line 17. Form 990-EZ filers are not required to complete this part.

1 Indicate whether the organization raised funds through any of the following activities. Check all that apply.

- a** Mail solicitations
- b** Internet and email solicitations
- c** Phone solicitations
- d** In-person solicitations
- e** Solicitation of non-government grants
- f** Solicitation of government grants
- g** Special fundraising events

2a Did the organization have a written or oral agreement with any individual (including officers, directors, trustees or key employees listed in Form 990, Part VII) or entity in connection with professional fundraising services? Yes No

b If "Yes," list the ten highest paid individuals or entities (fundraisers) pursuant to agreements under which the fundraiser is to be compensated at least \$5,000 by the organization.

	(i) Name and address of individual or entity (fundraiser)	(ii) Activity	(iii) Did fundraiser have custody or control of contributions?		(iv) Gross receipts from activity	(v) Amount paid to (or retained by) fundraiser listed in col. (i)	(vi) Amount paid to (or retained by) organization
			Yes	No			
1							
2							
3							
4							
5							
6							
7							
8							
9							
10							
Total							

3 List all states in which the organization is registered or licensed to solicit contributions or has been notified it is exempt from registration or licensing.

Part II Fundraising Events. Complete if the organization answered "Yes" to Form 990, Part IV, line 18, or reported more than \$15,000 of fundraising event contributions and gross income on Form 990-EZ, lines 1 and 6b. List events with gross receipts greater than \$5,000.

		(a) Event #1	(b) Event #2	(c) Other events	(d) Total events	
		FUND RAISING EV (event type)	(event type)	6 (total number)	(add col. (a) through col. (c))	
Revenue	1	Gross receipts	106,828		106,828	
	2	Less: Contributions	106,828		106,828	
	3	Gross income (line 1 minus line 2)				
Direct Expenses	4	Cash prizes				
	5	Noncash prizes				
	6	Rent/facility costs				
	7	Food and beverages				
	8	Entertainment				
	9	Other direct expenses				
	10	Direct expense summary. Add lines 4 through 9 in column (d)				
	11	Net income summary. Subtract line 10 from line 3, column (d)				

Part III Gaming. Complete if the organization answered "Yes" to Form 990, Part IV, line 19, or reported more than \$15,000 on Form 990-EZ, line 6a.

		(a) Bingo	(b) Pull tabs/instant bingo/progressive bingo	(c) Other gaming	(d) Total gaming (add col. (a) through col. (c))	
		<input type="checkbox"/> Yes % <input type="checkbox"/> No	<input type="checkbox"/> Yes % <input type="checkbox"/> No	<input type="checkbox"/> Yes % <input type="checkbox"/> No		
Revenue	1	Gross revenue				
	2	Cash prizes				
Direct Expenses	3	Noncash prizes				
	4	Rent/facility costs				
	5	Other direct expenses				
	6	Volunteer labor				
	7	Direct expense summary. Add lines 2 through 5 in column (d)				
	8	Net gaming income summary. Subtract line 7 from line 1, column (d)				

9 Enter the state(s) in which the organization conducts gaming activities: _____

a Is the organization licensed to conduct gaming activities in each of these states? Yes No

b If "No," explain: _____

10a Were any of the organization's gaming licenses revoked, suspended or terminated during the tax year? Yes No

b If "Yes," explain: _____

SCHEDULE O
(Form 990 or 990-EZ)**Supplemental Information to Form 990 or 990-EZ**

OMB No. 1545-0047

Complete to provide information for responses to specific questions on
Form 990 or 990-EZ or to provide any additional information.**2014**Department of the Treasury
Internal Revenue Service

u Attach to Form 990 or 990-EZ.

**Open to Public
Inspection**u Information about Schedule O (Form 990 or 990-EZ) and its instructions is at www.irs.gov/form990.

Name of the organization

GOOD SAMARITAN BOYS RANCH

Employer identification number

44-6006077**Form 990, Part I, Line 6**

VOLUNTEERS PROVIDE VARIOUS FUNCTIONS FOR THE ORGANIZATION RANGING FROM
GROUP FACILITATORS TO ASSISTANCE WITH FUNDRAISING EVENTS.

Form 990, Part III, Line 4d - All Other Accomplishment

OUR VITAL SERVICES INCLUDE TRANSITIONAL LIVING
ARRANGEMENTS AND RESIDENTIAL TREATMENT SERVICES FOR
BOYS AND GIRLS.

Form 990, Part VI, Line 11b - Organization's Process to Review Form 990

THE FORM 990 WAS PROVIDED TO DIRECTORS PRIOR TO FILING. QUESTIONS AND
COMMENTS WERE DISCUSSED AT THE BOARD OF DIRECTORS' MEETING PRIOR TO FILING
THE FORM 990.

Form 990, Part VI, Line 12c - Enforcement of Conflicts Policy

THE ORGANIZATION'S CONFLICT OF INTEREST POLICY IS ENFORCED BY ANNUAL
DISCLOSURE BY BOARD MEMBERS OF ANY POTENTIAL CONFLICT. SHOULD SUCH A
CONFLICT COME TO THE ATTENTION OF THE ORGANIZATION, THE EXECUTIVE DIRECTOR
AND BOARD OF DIRECTORS EVALUATES THE FACTS AND CIRCUMSTANCES OF EACH
INDIVIDUAL CASE AND ARRIVES AT A CORRECTIVE ACTION THAT ELIMINATES ANY
CONFLICT ANY MEMBER MAY HAVE WITH THE ORGANIZATION.

Form 990, Part VI, Line 15a - Compensation Process for Top Official

COMPENSATION FOR THE EXECUTIVE DIRECTOR IS DETERMINED BY A REVIEW OF
PERFORMANCE BY THE COMPENSATION COMMITTEE, WHICH AS PART OF ITS EVALUATION,

Name of the organization

Employer identification number

GOOD SAMARITAN BOYS RANCH

44-6006077

CONSIDERS A VARIETY OF FACTORS BEFORE ARRIVING AT A RECOMMENDATION TO THE BOARD OF DIRECTORS FOR ANNUAL COMPENSATION. THE BOARD OF DIRECTORS VOTES WHETHER TO APPROVE THE RECOMMENDATION FROM THE COMPENSATION COMMITTEE.

Form 990, Part VI, Line 15b - Compensation Process for Officers

THE EXECUTIVE DIRECTOR MEETS WITH THE BOARD OF DIRECTORS TO DISCUSS PERFORMANCE OF OTHER EMPLOYEES ANNUALLY. THE EXECUTIVE DIRECTOR WILL MAKE RECOMMENDATIONS TO THE BOARD OF DIRECTORS REGARDING COMPENSATION BASED ON PERFORMANCE AND OTHER FACTORS. THE BOARD OF DIRECTORS WILL VOTE WHETHER TO APPROVE THE RECOMMENDATIONS FROM THE EXECUTIVE DIRECTOR REGARDNG THE COMPENSATION OF OTHER EMPLOYEES.

Form 990, Part VI, Line 19 - Governing Documents Disclosure Explanation

GOVERNING DOCUMENTS OF THE ORGANIZATION ARE AVAILABLE UPON REQUEST.

44-6006077

Federal Asset Report

FYE: 6/30/2015

Form 990, Page 1

Asset	Description	Date In Service	Cost	Bus %	Sec 179 Bonus	Basis for Depr	Per Conv Meth	Prior	Current
5-year GDS Property:									
724	1996 WHITE CADILAC	9/30/14	1,613			1,613	5 HY 200DB	0	323
725	2013 GREY DODGE CARAVAN	1/08/15	17,150			17,150	5 HY 200DB	0	3,430
730	HP ELITEBOOK	8/13/14	1,531		X	765	5 HY 200DB	0	919
731	3 HP 600 G1 DORM COMPUTERS	8/13/14	1,980		X	990	5 HY 200DB	0	1,188
732	2HP ELITEBOOK	11/13/14	3,062		X	1,531	5 HY 200DB	0	1,837
733	2HP PRO DESK 400 G & MICROSOFT SI	11/25/14	2,750		X	1,375	5 HY 200DB	0	1,650
735	HP ELITEDESK 800G1	12/30/14	780		X	390	5 HY 200DB	0	468
738	LAURA'S HOME PHONE/CAMERA/SEC	2/13/15	7,913		X	3,957	5 HY 200DB	0	4,748
739	2HP PRO DESK 600G & 22" DISPLAY/8	2/27/15	2,536		X	1,268	5 HY 200DB	0	1,522
740	16 CHANNEL DVR, 4 OUTDOOR CAME	4/29/15	2,150		X	1,075	5 HY 200DB	0	1,290
741	SURFACE PRO	5/28/15	1,579		X	789	5 HY 200DB	0	947
742	HP PRO BOOK	5/28/15	1,253		X	626	5 HY 200DB	0	752
743	HP PRODESK 600G1	6/29/15	725		X	362	5 HY 200DB	0	435
744	ELECTRIC RANGE	12/12/14	427		X	214	5 HY 200DB	0	256
745	KITCHEN APPLIANCE'S-LAURA'S HOM	1/14/15	2,381		X	1,191	5 HY 200DB	0	1,428
746	WASHER/DRYER	1/14/15	1,219		X	609	5 HY 200DB	0	731
747	TVs-LAURA'S HOME	1/23/15	2,554		X	1,277	5 HY 200DB	0	1,533
748	TVs-LAURA'S HOME	2/27/15	1,547		X	773	5 HY 200DB	0	928
			<u>53,150</u>			<u>35,955</u>		<u>0</u>	<u>24,385</u>
7-year GDS Property:									
723	2400 REESE HAY MOWER/SPREADER	7/16/14	6,540			6,540	7 HY 200DB	0	934
726	LAURA'S HOME FURNITURE	1/05/15	26,194		X	13,097	7 HY 200DB	0	14,968
727	FOOTSTEPS FURNITURE	11/21/14	10,255		X	5,128	7 HY 200DB	0	5,860
728	RANCH FURNITURE	11/21/14	6,648		X	3,324	7 HY 200DB	0	3,799
729	10 MATTRESS/BOX SPRING SETS -LAU	1/08/15	1,814		X	907	7 HY 200DB	0	1,037
734	LAURA'S HOME OFFICE FURNITURE	1/05/15	760		X	380	7 HY 200DB	0	434
736	FILE ROOM LATERAL FILE	1/29/15	676		X	338	7 HY 200DB	0	387
737	36"W X 21"D 4 DRAWER LATERAL FIL	1/29/15	886		X	443	7 HY 200DB	0	506
			<u>53,773</u>			<u>30,157</u>		<u>0</u>	<u>27,925</u>
Prior MACRS:									
45	KEYBOARD PIANO	3/26/98	1,036			1,036	7 HY 200DB	1,036	0
86	FURNITURE - DORM II	9/01/93	11,593			11,593	7 HY 200DB	0	0
87	FURNITURE DORM I	9/01/93	11,593			11,593	7 HY 200DB	0	0
97	CHAPEL PEWS	5/13/92	1,395			1,395	7 HY 200DB	0	0
99	CHAPEL IMPROVEMENTS	7/30/93	1,855			1,855	7 HY 200DB	0	0
113	SAMS CK 10	8/05/94	893			893	5 HY 200DB	0	0
120	7 DRESSERS	5/31/96	3,693			3,693	5 HY 200DB	0	0
124	DINING ROOM FURNITURE	2/28/97	10,829			10,829	5 HY 200DB	0	0
125	FURNITURE	4/08/97	985			985	5 HY 200DB	0	0
127	ICEMAKER, ICE-O-MATIC	8/27/97	2,590			2,590	5 HY 200DB	2,590	0
128	FURNITURE - BELSENHERSE DORM	8/29/97	22,788			22,788	5 HY 200DB	22,788	0
139	VARIOUS FURNITURE	1/28/99	15,312			15,312	5 HY 200DB	15,312	0
140	CHAIRS	9/22/98	2,958			2,958	5 HY 200DB	2,958	0
147	BEDS & SHELVES	6/05/00	3,000			3,000	5 HY 200DB	3,000	0
148	BEDS	9/01/99	1,037			1,037	5 HY 200DB	1,037	0
150	HOUSEKEEPING EQUIPMENT	6/22/00	460			460	7 HY 200DB	460	0
151	BEDS & SHELVING	8/25/00	3,500			3,500	7 HY 200DB	3,500	0
152	BED	10/17/00	80			80	7 HY 200DB	80	0
153	BED	10/17/00	80			80	7 HY 200DB	80	0
154	KITCHEN EQUIP, MISC	10/20/00	32,440			32,440	7 HY 200DB	32,440	0
155	KITCHEN TABLES	12/24/00	150			150	7 HY 200DB	150	0
157	KITCHEN TABLES	3/07/01	150			150	7 HY 200DB	150	0
158	KITCHEN TABLES	6/28/01	150			150	7 HY 200DB	150	0
162	DOUBLE DECK OVEN	7/12/01	4,820			4,820	7 HY 200DB	4,820	0
163	OVEN HOOKUPS	8/23/01	154			154	7 HY 200DB	154	0
170	DONATED POOL TABLE	1/31/02	500		X	350	7 HY 200DB	500	0
173	REFRIGERATOR FOR CAMPFIRE	10/26/01	400		X	280	7 HY 200DB	400	0
182	SOFA, LOUNGE, CHAIR & TABLE	4/03/02	2,789		X	1,952	7 HY 200DB	2,789	0
183	2 STEEL BEDS & CORNER SHLVS	4/04/02	1,314		X	920	7 HY 200DB	1,314	0
184	BENCH, DINING CHAIRS, BOOKCASE	5/24/02	2,791		X	1,954	7 HY 200DB	2,791	0
190	1998 FORD VAN LT BLUE-15 PASSENG	10/08/97	22,250			22,250	5 HY 200DB	22,250	0
205	BRUSH HOG	5/01/93	1,985			1,985	7 HY 200DB	0	0
212	WHEEL RAKE	5/31/96	900			900	7 HY 200DB	900	0

44-6006077

Federal Asset Report

FYE: 6/30/2015

Form 990, Page 1

Asset	Description	Date In Service	Cost	Bus %	Sec 179B	Bonus	Basis for Depr	PerConv Meth	Prior	Current
213	GRAIN STORAGE BIN	9/12/96	638				638	7 HY 200DB	638	0
214	POST HOLE DIGGER	2/04/97	500				500	7 HY 200DB	500	0
216	STIHL CHAIN SAW #031	3/10/97	440				440	7 HY 200DB	440	0
217	98 JOHN DEERE TRACTOR/BACKHOE	4/20/98	26,000				26,000	7 HY 200DB	26,000	0
219	FEEDER	2/21/00	500				500	7 HY 200DB	500	0
221	BALE SPIKE	12/01/99	350				350	7 HY 200DB	350	0
222	1994 STARLITE TRAILER	9/04/00	2,500				2,500	7 HY 200DB	2,500	0
223	2001 TRAILER BUILT	10/23/00	1,419				1,419	7 HY 200DB	1,419	0
224	9 HORSE TRAILER	10/23/00	5,000				5,000	7 HY 200DB	5,000	0
226	FLATBED TRAILER - IN KIND	7/31/00	4,500				4,500	7 HY 200DB	4,500	0
228	DONATED TACK FOR HORSES	9/30/01	100			X	70	7 HY 200DB	100	0
236	BARN IMP - REC CENTER	1/01/88	22,090				22,090	31 MMS/L	8,415	702
238	DORM II IMP - ROOF	2/01/89	432				432	31 MMS/L	164	14
240	SCHOOL SCH - ADD ON	5/30/92	43,299				43,299	31 MMS/L	16,495	1,374
241	#1 BARN IMP - CHAPEL	6/01/92	156,085				156,085	31 MMS/L	59,461	4,955
242	MAINTENANCE	11/30/92	7,000				7,000	31 MMS/L	2,667	222
243	WATER PUMP	8/03/93	1,771				1,771	39 MMS/L	545	45
244	STEEPLE	12/16/94	2,800				2,800	39 MMS/L	861	72
245	WELLHOUSE	1/01/96	45,968				45,968	39 MMS/L	14,144	1,179
246	MULTI PURPOSE BUILDING	9/30/96	513,002				513,002	39 MMS/L	157,847	13,154
247	BEISENHERSE DORM	5/31/97	69,388				69,388	39 MMS/L	21,350	1,779
248	FENCE	11/26/98	4,836				4,836	15 HY 150DB	4,836	0
249	BEISENHERSE DORM	3/01/98	286,608				286,608	39 MMS/L	88,187	7,349
250	DORM RENOVATIONS	3/01/99	475,804				475,804	39 MMS/L	146,401	12,200
251	INDOOR RIDING ARENA	4/25/00	247,629				247,629	39 MMS/L	76,194	6,349
252	HAY BARN	2/08/00	15,903				15,903	39 MMS/L	4,893	408
253	DARR DORM IMPROVEMENTS	7/01/99	309,642				309,642	39 MMS/L	95,274	7,940
254	SEPTIC SYSTEM	10/21/99	74,055				74,055	39 MMS/L	22,786	1,899
255	IMPROVEMENTS	3/12/99	7,924				7,924	39 MMS/L	2,438	203
256	NATATORIUM (POOL)	6/18/01	602,303				602,303	39 MMS/L	185,324	15,444
258	BUILDING BLUEPRINT	11/07/01	903			X	632	7 HY 200DB	903	0
259	NEW DORMITORY (Arthur)	11/26/01	747,696				747,696	39 MMS/L	230,060	19,172
260	CAMPFIRE PROPERTY	10/12/01	228,951				228,951	39 MMS/L	70,446	5,871
262	COST OF DEMOLISHED COTTAGE-SSU	5/15/02	60,861				60,861	39 MMS/L	18,727	1,560
277	INSTALL ARENA LIGHTING	8/22/00	6,365				6,365	15 HY 150DB	5,706	439
278	SIGN FOR ARENA	8/22/00	160				160	15 HY 150DB	143	11
280	FENCING	6/30/01	7,685				7,685	15 HY 150DB	6,889	531
281	ROAD PROJECT	4/25/02	65			X	46	15 HY 150DB	55	4
282	FENCE ROW	8/09/01	4,480				4,480	15 HY 150DB	3,784	278
283	500 FENCE POSTS	1/29/02	980			X	686	15 HY 150DB	828	61
284	CENTER GARDEN & FOUNTAIN	2/22/02	25			X	17	15 HY 150DB	21	2
285	LANDSCAPE ROSE GARDEN	4/04/02	995			X	696	15 HY 150DB	840	62
286	CLEARING BRUSH/LANDSCAPING	4/18/02	2,240			X	1,568	15 HY 150DB	1,892	139
287	LEVEL BALL FIELD	4/21/02	1,840			X	1,288	15 HY 150DB	1,554	114
288	CLEARING LAND	5/02/02	6,896			X	4,827	15 HY 150DB	5,824	429
289	FOUNTAIN BRICKS	5/03/02	2,400			X	1,680	15 HY 150DB	2,027	149
290	CLEARING BRUSH	5/21/02	1,899			X	1,329	15 HY 150DB	1,604	118
291	POND WORK & LINER	6/17/02	5,583			X	3,908	15 HY 150DB	4,715	347
292	SIGN FOR GARDEN	6/17/02	33			X	23	15 HY 150DB	27	2
293	TREES & DIRT WORK	6/28/02	6,233			X	4,363	15 HY 150DB	5,265	387
331	NEW DORM	7/24/02	19,222				19,222	39 MMS/L	5,894	493
332	CARPET - NEW DORM	8/01/02	6,454			X	4,518	5 MQ200DB	6,454	0
333	BRONZE STATUE	7/11/02	2,383			X	1,668	15 MQ150DB	2,075	98
334	PYZIQUE BLOCK WALL, FOUNTAIN PI	7/30/02	723			X	506	15 MQ150DB	630	29
335	3 D LETTERS FOR ENTRANCE SIGN	8/16/02	234			X	164	15 MQ150DB	204	9
336	BALL FIELD	10/23/02	24,916				24,916	39 MMS/L	7,480	639
338	2 FLEX RIMS/COURT MARKING KIT	8/26/02	1,563				1,563	39 MMS/L	476	40
340	8 X 12 BARN BUILDING	9/11/02	750			X	525	7 MQ200DB	750	0
344	BACKSTOP	4/30/03	4,600			X	3,220	7 MQ200DB	4,600	0
345	LANDSCAPING	5/02/03	377			X	264	15 MQ150DB	317	16
347	EXECUTIVE DESK	2/13/03	347			X	243	7 MQ200DB	347	0
348	OFFICE DESK	3/04/03	125			X	87	7 MQ200DB	125	0
349	FURNITURE	3/07/03	931			X	652	7 MQ200DB	931	0
350	DOOR MATS, RUGS & MISC	4/16/03	552			X	386	7 MQ200DB	552	0
357	10 WHEEL RAKE-EXPLORER 8	7/15/03	5,000			X	2,500	7 HY 200DB	5,000	0
358	REFRIGERATOR	7/11/03	336			X	168	7 HY 200DB	336	0
360	ICE MACHINE	7/15/03	1,250			X	625	7 HY 200DB	1,250	0
363	SIDEWALK-ARTHUR DORM	8/21/03	1,680			X	840	15 HY 150DB	1,457	49
364	GARDEN OF HOPE SIGN	7/31/03	125			X	62	15 HY 150DB	109	3
365	CAMPFIRE PROPERTY #2	12/31/01	20,000				20,000	39 MMS/L	5,641	513
366	BED FOR 2003 FORD TRUCK	9/05/03	1,470			X	735	5 HY 200DB	1,470	0

44-6006077

Federal Asset Report

FYE: 6/30/2015

Form 990, Page 1

Asset	Description	Date In Service	Cost	Bus %	Sec 179	Bonus	Basis for Depr	Per Conv	Meth	Prior	Current
367	25 MATTRESSES / footsteps	9/26/03	1,700			X	850	5	HY 200DB	1,700	0
372	NEW ROAD	10/14/03	2,465			X	1,232	15	HY 150DB	2,138	72
373	CHUTE, CAGE, HEADGATE	11/05/03	2,228			X	1,114	15	HY 150DB	1,932	66
375	HEAT PUMP	11/03/03	1,754				1,754	39	MMS/L	478	45
377	TRANS FLOORING/CARPETING	7/01/03	5,611			X	2,805	5	HY 200DB	5,611	0
378	TRANS ROOFING	7/01/03	10,777				10,777	39	MMS/L	3,028	276
379	3 MATTRESSES & BED FRAME	12/01/03	336			X	168	5	HY 200DB	336	0
382	FLATBED TRAILER	1/23/04	900			X	450	5	HY 200DB	900	0
383	CULBERT FOR NEW ROAD	2/18/04	116			X	58	15	HY 150DB	100	4
384	GRAVEL FOR ARENA LOT	2/27/04	1,270			X	635	15	HY 150DB	1,102	37
387	03 KUBOTA TRACTOR & CUTTER	2/16/04	48,385			X	24,192	5	HY 200DB	48,385	0
388	NEW IDEA MANURE SPREADER	3/10/04	500			X	250	5	HY 200DB	500	0
389	MILKING EQUIPMENT	3/30/04	600			X	300	5	HY 200DB	600	0
390	MATTRESSES/FRAMES TRANSITIONAL	3/04/04	1,287			X	643	5	HY 200DB	1,287	0
393	REFRIGERATOR - TRANSITIONAL	3/28/04	357			X	178	5	HY 200DB	357	0
395	NEW ROAD	4/30/04	4,336			X	2,168	15	HY 150DB	3,760	128
397	HUSQVARNA TRIMMER	4/01/04	329			X	164	7	HY 200DB	329	0
400	WHIRLPOOL ELECTRIC RANGE	5/11/04	253			X	127	5	HY 200DB	253	0
401	CAMP MOWER-JD ZTR	5/28/04	6,500			X	3,250	5	HY 200DB	6,500	0
402	NEW ROAD	4/26/04	2,241			X	1,120	15	HY 150DB	1,944	66
406	NEW HOLLAND BALER #61858	7/19/04	23,250			X	11,625	5	MQ200DB	23,250	0
408	00 SILVER TAURUS - RANCH	7/06/04	6,800				6,800	5	MQ200DB	6,800	0
417	1997 CHEVY SUBURBAN WHITE	7/01/04	10,000			X	5,000	5	MQ200DB	10,000	0
421	LIVESTOCK-AUDIT ENTRY	7/01/04	6,210			X	3,105	7	MQ200DB	6,210	0
422	BALL FIELD FENCE	9/21/04	15,600			X	7,800	15	MQ150DB	13,240	460
441	2 FRIDGES	2/16/05	300				300	5	MQ200DB	300	0
444	DONATED RECREATIONAL EQUIP	2/28/05	250				250	5	MQ200DB	250	0
445	LANDSCAPING	3/29/05	761				761	15	MQ150DB	508	45
448	COMPUTER HARDWARE	3/31/05	1,109				1,109	5	MQ200DB	1,109	0
451	DONATED FRIDGE,FREEZER, WASHER	3/31/05	200				200	5	MQ200DB	200	0
452	GAZEBO	4/11/05	289				289	15	MQ150DB	189	17
453	LANDSCAPING PLANTS	4/15/05	226				226	15	MQ150DB	148	13
454	TRACK	4/27/05	246				246	15	MQ150DB	160	15
455	CHAIRS	4/04/05	2,673				2,673	7	MQ200DB	2,673	0
457	TIME CLOCK	4/19/05	5,744				5,744	7	MQ200DB	5,744	0
458	VACUUM	4/16/05	470				470	5	MQ200DB	470	0
460	TRACK	5/02/05	296				296	15	MQ150DB	193	18
461	12-VOLT SOLAR FENCER	5/09/05	290				290	5	MQ200DB	290	0
462	PROJECTOR	4/28/05	3,259				3,259	7	MQ200DB	3,259	0
463	PHONES	5/09/05	20,786				20,786	7	MQ200DB	20,786	0
465	LANDSCAPING GRAVEL	6/09/05	295				295	15	MQ150DB	193	17
466	HOME THEATER	6/16/05	217				217	7	MQ200DB	217	0
468	NEW OFFICE BUILDING	3/31/05	1,007,693				1,007,693	39	MMS/L	240,081	25,838
469	LANDSCAPING - NEW OFFICE	4/30/05	1,633				1,633	15	MQ150DB	1,066	97
470	OFFICE EQUIPMENT - NEW OFFICE	4/30/05	2,640				2,640	7	MQ200DB	2,640	0
471	OFFICE FURNITURE - NEW OFFICE	4/30/05	79,606				79,606	7	MQ200DB	79,606	0
472	PHONE SYSTEM - NEW OFFICE	6/30/05	14,879				14,879	7	MQ200DB	14,879	0
474	MISC EQUIP	7/01/04	53,035			X	53,035	7	HY 200DB	0	0
475	NEW OFFICE BLDG ADDITIONS	8/30/05	92,619				92,619	39	MMS/L	21,077	2,375
476	DINING HALL ADDITIONS	4/24/06	597,098				597,098	39	MMS/L	125,671	15,311
478	2006 JOHN DEER TRACTOR W/CAB, 90	4/26/06	38,100				38,100	7	MQ200DB	38,100	0
479	2005 12 PASSENGER VAN WHT	12/05/05	14,700				14,700	5	MQ200DB	14,700	0
480	2005 MAROON VAN	1/26/06	14,500				14,500	5	MQ200DB	14,500	0
481	3 TWIN MATTRESSES	11/15/05	219				219	5	MQ200DB	219	0
482	1 MATTRESS	1/10/06	94				94	5	MQ200DB	94	0
483	ITEMS FOR CARETAKER'S HOUSE	2/10/06	224				224	5	MQ200DB	224	0
484	DX 2000 COMPUTER/ BOOKKEEPER	7/12/05	826				826	5	MQ200DB	826	0
485	SMART BOARD FOR NEW OFFICE	7/14/05	4,080				4,080	5	MQ200DB	4,080	0
488	SERVER BU TAPE DRIVE & TAPE	8/11/05	560				560	5	MQ200DB	560	0
489	DX2000 PC FOR TRAINING ROOM	2/24/06	499				499	5	MQ200DB	499	0
490	DC 5100 COMPUTER FOR NOAH	2/24/06	750				750	5	MQ200DB	750	0
491	2 EXHAUST HOODS (14' & 9')	4/06/06	2,575				2,575	7	MQ200DB	2,575	0
492	WALKIN COOLER/FREEZER MASTER 1	4/20/06	33,382				33,382	7	MQ200DB	33,382	0
493	DINING HALL TABLE & CHAIRS	5/16/06	58,392				58,392	7	MQ200DB	58,392	0
495	VACUUM FROM WALMART	8/25/05	99				99	7	MQ200DB	99	0
499	PHONES/MEDIA - DINING HALL	6/15/06	4,171				4,171	5	MQ200DB	4,171	0
500	PING PONG, AIR HOCKEY, FOOSBALL	12/01/05	1,000				1,000	5	MQ200DB	1,000	0
502	1993 GOLF CART, CHRGR, SEAT COVE	12/01/05	1,500				1,500	5	MQ200DB	1,500	0
503	2DINING TABLES/ 10 CHAIRS/ ENTERT	4/01/06	1,000				1,000	5	MQ200DB	1,000	0
504	10 VINYL COVERED MATTRESSES	7/25/06	2,102				2,102	5	HY 200DB	2,102	0
505	DINING HALL ADDITION	7/31/06	13,099				13,099	5	HY 200DB	13,099	0

44-6006077

Federal Asset Report

FYE: 6/30/2015

Form 990, Page 1

Asset	Description	Date In Service	Cost	Bus %	Sec 179B	Bonus	Basis for Depr	Per Conv	Meth	Prior	Current
506	2006 FORD TAURUS GOLD	8/16/06	13,000				13,000	5	HY 200DB	13,000	0
507	10 LARGE BLDG ID SIGNS/ SPFLD SIGN	8/25/06	2,268				2,268	5	HY 200DB	2,268	0
508	CLIMBING WALL	10/16/06	15,794				15,794	5	HY 200DB	15,794	0
509	ASPHALT PAVING / APAC-MO INC	10/09/06	149,520				149,520	5	HY 200DB	149,520	0
510	BAIL SPIKE (USED)	10/19/06	225				225	5	HY 200DB	225	0
512	CISCO PIX 506e/ VPN BUNDLE -LAYER	11/13/06	875				875	5	HY 200DB	875	0
513	#533-DINING HALL FURNITURE	12/15/06	3,457				3,457	5	HY 200DB	3,457	0
514	4 HP FLAT SCREEN MONITORS	12/29/06	800				800	5	HY 200DB	800	0
515	WESTERN DIGITAL EXT HARD DRIVE	12/29/06	170				170	5	HY 200DB	170	0
516	7500 WATT GENERATOR / MEEKS	1/15/07	699				699	5	HY 200DB	699	0
517	6000 WATT GENERATOR / MEEKS	1/15/07	699				699	5	HY 200DB	699	0
518	6 HP FLAT PANEL MONITORS	2/07/07	1,200				1,200	5	HY 200DB	1,200	0
519	READY KIT/AMBU/G3AED/WALLMNT	2/23/07	1,649				1,649	5	HY 200DB	1,649	0
520	HP DC5700 PC w/ WARRANTY/ L1706 F	3/08/07	1,004				1,004	5	HY 200DB	1,004	0
521	12 CAMPING TENTS	3/29/07	334				334	5	HY 200DB	334	0
523	JD 338 TWINE/WIRE BALER STK #1740	6/06/07	16,000				16,000	5	HY 200DB	16,000	0
524	FRONTIER TD1316 TEDDER, STK #6323	6/06/07	5,000				5,000	5	HY 200DB	5,000	0
526	SPED QUEEN WASHER & DRYER COM	6/19/07	11,212				11,212	5	HY 200DB	11,212	0
527	OVERHEAD PROJECTOR	6/19/07	600				600	5	HY 200DB	600	0
528	REC CTR / LAUNDRY RM REMODEL	6/20/07	31,923				31,923	5	HY 200DB	31,923	0
529	CALVING BARN ADDITION	6/20/07	3,977				3,977	5	HY 200DB	3,977	0
530	04 CHEVY SUBURBAN SILVER	12/01/06	24,650				24,650	5	HY 200DB	24,650	0
531	87 GMC YLW BOX TRUCK	5/01/07	5,000				5,000	5	HY 200DB	5,000	0
532	85 TRIP COVERED TRAILER/WHITE	12/29/06	1,500				1,500	5	HY 200DB	1,500	0
533	06 BLK 8' FLATBED HOMEMADE TRAI	7/12/06	800				800	5	HY 200DB	800	0
534	89 CIRC HORSE TRAILER	11/01/06	1,500				1,500	5	HY 200DB	1,500	0
535	8 HP COMPUTERS / LAYER 3	12/28/06	1,500				1,500	5	HY 200DB	1,500	0
537	GAS FURNACE w/LOGS & VENTS	10/01/06	1,500				1,500	5	HY 200DB	1,500	0
538	CLUB CAR/ GOLF CART	5/01/07	1,000				1,000	5	HY 200DB	1,000	0
539	07 DODGE 4x4 QC TRUCK	2/14/07	23,814				23,814	5	HY 200DB	23,814	0
540	REC CENTER REMODEL	7/24/07	15,364				15,364	5	MQ200DB	15,364	0
541	CALVING BARN ADDITION	10/24/07	67,007				67,007	5	MQ200DB	67,007	0
542	33 CATTLE PANELS & 100- 5 1/2 T-POS'	3/07/08	840			X	420	5	MQ200DB	840	0
543	SEPTIC SYSTEM / NAP PROJECT	6/18/08	101,018			X	50,509	5	MQ200DB	101,018	0
544	GENERATOR 10kw/ LIBBY WELDING	3/27/08	900			X	450	5	MQ200DB	900	0
546	2008 FORD FOCUS / BLUE	6/30/08	16,430			X	8,215	5	MQ200DB	16,430	0
547	10 VINYL MATTRESSES	7/25/07	1,397				1,397	5	MQ200DB	1,397	0
548	SOFA, 2 CHAIRS, OTTOMAN, 2 BARST	10/26/07	1,484				1,484	5	MQ200DB	1,484	0
549	BOOKSHELF / GROOMS OFFICE ENVIR	12/31/07	285				285	5	MQ200DB	285	0
550	FAMILY THERAPY FURNITURE / SOFA	1/14/08	1,937			X	968	5	MQ200DB	1,937	0
551	END TABLES, FAMILY THERAPY RM	1/17/08	145			X	72	5	MQ200DB	145	0
552	FAMILY THERAPY FURNITURE / WAL	2/26/08	95			X	48	5	MQ200DB	95	0
553	20 INNERSPRG MATTRESSES/ UNIV SI	3/07/08	3,276			X	1,638	5	MQ200DB	3,276	0
554	AMANA GAS FURNACE-2 STAGE (CHA	3/27/08	5,875			X	2,937	5	MQ200DB	5,875	0
555	3 TWIN BED FRAMES	2/29/08	90			X	45	5	MQ200DB	90	0
556	HP NC6320 LAPTOP - MILLER	8/09/07	1,204				1,204	5	MQ200DB	1,204	0
558	HP 6715B NOTEBOOK - ANGIE	12/31/07	1,229				1,229	5	MQ200DB	1,229	0
559	HP DC5700 MT COMPUTER - SARAH	12/31/07	799				799	5	MQ200DB	799	0
560	HP 8710P LAPTOP - PAULA	1/31/08	1,499			X	749	5	MQ200DB	1,499	0
561	10 HP DC5700 COMPUTERS	1/31/08	6,990			X	3,495	5	MQ200DB	6,990	0
562	11 #1706 MONITORS	1/31/08	2,310			X	1,155	5	MQ200DB	2,310	0
563	HP ML350 G5 SERVER	2/18/08	5,359			X	2,679	5	MQ200DB	5,359	0
564	HP DC5700 COMPUTER - RANDY	2/18/08	700			X	350	5	MQ200DB	700	0
565	HP 11906 19"FLAT PANEL MONITOR - K	2/18/08	249			X	124	5	MQ200DB	249	0
566	HP DC5700 COMPUTER - AUSTIN	3/27/08	699			X	349	5	MQ200DB	699	0
567	HP 11910 FLAT PANEL MONITOR - AUS	3/27/08	250			X	125	5	MQ200DB	250	0
568	SYSCO WIRELESS TO KITCHEN	3/27/08	66			X	33	5	MQ200DB	66	0
570	GAS RANGE / LOWES	8/09/07	298				298	5	MQ200DB	298	0
571	ROPER REFRIDGERATOR / LOWES	8/09/07	358				358	5	MQ200DB	358	0
572	wii SYSTEM / GAME STOP	7/18/07	400				400	5	MQ200DB	400	0
573	PLAYSTATION / GAME STOP	7/18/07	400				400	5	MQ200DB	400	0
574	wii SYSTEM / GAME STOP	7/19/07	400				400	5	MQ200DB	400	0
575	PLAYSTATION / GAME STOP	7/19/07	400				400	5	MQ200DB	400	0
576	(3) 27" SD TV / WAL-MART @ 189.98 ea	8/27/07	570				570	5	MQ200DB	570	0
577	CD PORTABLE / WAL-MART	8/27/07	30				30	5	MQ200DB	30	0
578	PLAZMA TV MOUNT / WAL-MART	8/27/07	129				129	5	MQ200DB	129	0
579	42" HD LCD TV / WAL-MART	8/27/07	998				998	5	MQ200DB	998	0
580	510 DVR RECEIVER/4900 RECEIVER / I	8/28/07	325				325	5	MQ200DB	325	0
581	27" SD TV / WAL-MART	9/25/07	190				190	5	MQ200DB	190	0
582	DVD/VCR / WAL-MART	9/25/07	70				70	5	MQ200DB	70	0
583	(2) wii CHARGERS / WAL-MART	9/25/07	60				60	5	MQ200DB	60	0

44-6006077

Federal Asset Report

FYE: 6/30/2015

Form 990, Page 1

Asset	Description	Date In Service	Cost	Bus %	Sec 179B	Bonus	Basis for Depr	PerConv Meth	Prior	Current
584	(2) WIRELESS CONNECTIONS / WAL-N	9/25/07	100				100	5 MQ200DB	100	0
586	2 HORSE TRAILER - 2008 SILVER TRIPI	4/02/09	3,800			X	1,900	7 HY 200DB	3,546	169
587	CERAMIC ELECTRIC HEATER	12/09/08	40			X	20	5 HY 200DB	40	0
588	WP-TL WASHER #WTW5100VQ	12/09/08	348			X	174	5 HY 200DB	348	0
589	BATTERY BU FOR OFFICE SERVER / S	8/30/08	879			X	439	5 HY 200DB	879	0
590	REFRIGERATOR SIDE-BY-SIDE (WHITE)	4/28/09	275				275	5 HY 200DB	275	0
591	19 INNERSPRING MATTRESSES W/FIRI	8/20/08	3,126			X	1,563	5 HY 200DB	3,126	0
592	4 CUSHION BACKS FOR DORM FURNI	9/15/08	3,430			X	1,715	5 HY 200DB	3,430	0
594	KITCHEN CART	2/13/09	149			X	74	5 HY 200DB	149	0
595	LADDERSHELF / LOWE'S	2/13/09	80			X	40	5 HY 200DB	80	0
596	BARSTOOL / LOWE'S	2/13/09	19			X	9	5 HY 200DB	19	0
597	2- 32" HDTV's w/ WALL MT BRACKETS	2/26/09	1,054			X	527	5 HY 200DB	1,054	0
598	2- 32" HDTV's w/WALL MT BRACKETS	2/26/09	1,054			X	527	5 HY 200DB	1,054	0
599	NATL ARROWOOD BOOKCASE / GROC	3/31/09	279			X	139	5 HY 200DB	279	0
600	FULL MATTRESS, BOX & FRAME	3/31/09	80			X	40	5 HY 200DB	80	0
601	2- TWIN MATTRESS, BOX & FRAME	3/31/09	299			X	149	5 HY 200DB	299	0
602	MATTRESS OUTLET	5/31/09	149			X	74	5 HY 200DB	149	0
603	HP ELITEBOOK 8530p - JOHN	2/26/09	1,359			X	679	5 HY 200DB	1,359	0
604	HP DOCKING STATION w/ NETWORK I	2/26/09	200			X	100	5 HY 200DB	200	0
605	HP ELITEBOOK 8730w - KEVIN	6/24/09	1,850			X	925	5 HY 200DB	1,850	0
606	HP DOCKING STATION w/ NETWORK I	6/24/09	219			X	109	5 HY 200DB	219	0
607	HP DC5800 MT LAPTOP	6/24/09	700			X	350	5 HY 200DB	700	0
608	MATTRESS SET	10/31/08	118			X	59	5 HY 200DB	118	0
609	MATTRESS SET - FOOTSTEPS	6/30/09	150			X	75	5 HY 200DB	150	0
610	SEPTIC SYSTEM / NAP PROJECT	12/31/08	196,706			X	98,353	5 HY 200DB	196,706	0
612	2008 FORD WHT VAN 12-PASSENGER	2/19/09	16,980			X	8,490	5 HY 200DB	16,980	0
616	BEIS. DORM REMODEL FALL 2009	12/03/09	280,312			X	140,156	5 MQ200DB	274,337	5,975
617	FOOTSTEPS BLDG / NORTON RD	6/30/10	588,287			X	294,144	5 MQ200DB	560,120	28,167
618	ROAD WIDENING / N.A.P.	4/26/10	105,670			X	52,835	5 MQ200DB	100,611	5,059
619	SECURITY SYSTEM / CAMERA / WIRIN	1/15/10	19,000			X	9,500	5 MQ200DB	18,329	671
620	LINK PC's OFFICE TO DORMS	8/14/09	2,570			X	1,285	5 MQ200DB	2,552	18
621	LATERAL FILE 4-DRAWER / FRONT OF	9/29/09	747			X	373	5 MQ200DB	742	5
622	LAYER 3 TEACH	8/14/09	1,430			X	715	5 MQ200DB	1,420	10
623	LAYER 3 TECH	1/29/10	1,245			X	622	5 MQ200DB	1,201	44
624	HP 8530W LAPTOP; SER#2CE9520XT2/ 1	2/16/10	1,599			X	799	5 MQ200DB	1,543	56
625	HP COMPAQ 6730b / LAYER 3 TECH	3/30/10	1,029			X	514	5 MQ200DB	993	36
638	FLAT MONITOR	12/30/10	169			X	0	10 HY 200DB	169	0
657	CUB CADET LXT 1042 KW 18 HP KAW	3/29/12	1,439			X	719	7 MQ200DB	1,111	94
658	FURNITURE-STEP AHEAD PROGRAM	6/11/12	14,707			X	7,353	7 MQ200DB	11,089	1,034
659	HP COMPAQ 6200MT	7/28/11	709			X	0	5 MQ200DB	709	0
660	2-IP OUTDOOR CAMERAS W/ INSTALL	8/15/11	1,491			X	0	7 MQ200DB	1,491	0
661	8 DOME CAMERA SECURITY SYSTEM	1/30/12	1,690			X	845	7 MQ200DB	1,305	110
662	JOHN DEER DOZER	10/11/11	5,000			X	0	7 MQ200DB	5,000	0
665	OUTDOOR TABLES-FOOTSTEPS	4/13/12	2,279			X	1,139	7 MQ200DB	1,719	160
666	HUSKEY CHAIN SAW SER20112000225	11/14/11	379			X	0	7 MQ200DB	379	0
667	STORAGE SHED	4/18/12	5,511			X	2,755	7 MQ200DB	4,156	387
668	3 A/C UNITS-1355 S. UTAH	6/15/12	7,100			X	3,550	7 MQ200DB	5,353	499
669	MASSEY FERGUSON 220 TRACTOR W/	7/01/11	4,000				4,000	7 MQ200DB	2,469	438
670	JET BANDSAW	10/01/11	500				500	7 MQ200DB	290	60
671	GRIZZLY 10" TABLESAW	10/01/11	800				800	7 MQ200DB	465	96
672	GRIZZLY 20" PLAINER	10/01/11	800				800	7 MQ200DB	465	96
673	GRIZZLY DRILL PRESS	10/01/11	800				800	7 MQ200DB	465	96
674	ML350P GEN8SERVER & ACCESSORIE	6/15/12	4,650			X	2,325	5 MQ200DB	3,855	318
675	15FT WOODS BRUSH HOG	7/01/11	5,900				5,900	7 MQ200DB	3,642	645
676	190'S MODEL 1219 JOHN DEER HAYBI	9/29/11	2,000				2,000	7 MQ200DB	1,235	218
677	GROUP HOME/ART BLDG	5/22/12	148,982				148,982	39 MMS/L	8,118	3,820
679	12' MOTORCYCLE TRAILER W/ RAMP	4/30/13	1,000				1,000	5 MQ200DB	430	228
680	KAWASAKI FX1000(35HP) 72"	6/20/13	10,800			X	5,400	5 MQ200DB	7,722	1,231
681	(6) HP PRO 6300 MT	6/27/13	4,290			X	2,145	3 MQ200DB	3,635	437
682	HP ELITEBOOK 9470M & DOCKING ST	6/27/13	1,325			X	662	3 MQ200DB	1,123	135
683	HP ELITEBOOK 8570P & DOCKING ST	6/29/13	1,449			X	724	3 MQ200DB	1,228	147
684	2011 SILVER CHEVY IMPALA	11/26/12	13,050			X	6,525	5 MQ200DB	10,406	1,087
689	2013 GMC GRAY YUKON	4/15/13	26,297			X	13,149	5 MQ200DB	19,152	3,179
720	DORM REMODEL	10/30/04	186,850				186,850	39 MMS/L	0	4,671
			<u>8,759,669</u>				<u>7,923,963</u>		<u>4,189,620</u>	<u>211,149</u>

ACRS:

234	HEAT PUMP	12/01/82	404				404	15 MM PRE	0	0
235	DORM II	6/30/84	268,735				268,735	18 MM PRE	0	0

44-6006077

Federal Asset Report

FYE: 6/30/2015

Form 990, Page 1

Asset	Description	Date In Service	Cost	Bus %	Sec 179 Bonus	Basis for Depr	Per Conv Meth	Prior	Current
Total ACRS Depreciation			269,139			269,139		0	0
Other Depreciation:									
232	DORM I	12/01/76	156,304			156,304	40 MO200DB	130,103	10,842
264	LAND	1/01/87	82,500			82,500	0 -- Land	0	0
265	LAND	1/01/87	16,000			16,000	0 -- Land	0	0
266	LAND	6/30/00	75,793			75,793	0 -- Land	0	0
267	CAMPFIRE LAND	10/12/01	40,000			40,000	0 -- Land	0	0
585	NORTON ROAD PROPERTY - FOOTSTE	9/04/08	224,525			224,525	0 -- Land	0	0
626	2010 CHRYSLER TOWN & COUNTRY V	1/24/11	16,089			16,089	10 MO S/L	5,497	1,609
627	2009 SATURN VUE	1/25/11	17,900			17,900	10 MO S/L	6,116	1,790
628	TRANSITIONS BUILDING	12/01/10	928,220			928,220	40 MO S/L	83,153	23,206
629	DORM IMPROVEMENTS	11/29/10	66,378			66,378	15 MO S/L	15,857	4,425
630	FOOTSTEPS SIGN	12/16/10	1,500			1,500	10 MO S/L	525	150
631	RANCH SIGN	12/23/10	36,500			36,500	40 MO S/L	3,194	912
632	WOOD FENCE	4/19/11	3,705			3,705	15 MO S/L	782	247
633	TRANSITIONAL SIGN	5/13/11	2,805			2,805	15 MO S/L	592	187
634	BASKETBALL COURT	6/01/11	6,069			6,069	15 MO S/L	1,248	404
635	2 CISCO 2960-S 24 PORT GIGABIT POE I	10/25/10	800			800	5 MO S/L	587	160
636	NETWORKING/PHONE SYSTEM INSTA	12/22/10	17,093			17,093	10 MO S/L	5,983	1,709
637	CISCO 2106 WIRELESS LAN CONTROL	12/22/10	705			705	10 MO S/L	247	70
639	8100E PC 2GB DVDR	6/17/11	775			775	10 MO S/L	233	77
640	2 HP6000 PRO DESKTOPS	12/09/10	1,228			1,228	10 MO S/L	440	123
641	HP8540P LAPTOP	12/09/10	1,100			1,100	10 MO S/L	394	110
642	3 HP146GB SAS 10K RPM 6G MEMORY	12/09/10	900			900	10 MO S/L	323	90
643	HP8540 LAPTOP	12/09/10	1,299			1,299	10 MO S/L	465	130
644	HP ADVANCED DOCKING STATION	12/09/10	199			199	10 MO S/L	71	20
645	SECURITY SYSTEM	11/08/10	16,000			16,000	10 MO S/L	5,867	1,600
646	5 LEATHER OTTOMANS	8/27/10	495			495	5 MO S/L	380	99
647	FURNITURE FOR FOOTSTEPS BLDG	10/08/10	11,270			11,270	10 MO S/L	4,226	1,127
648	20 TWIN MATTRESS SETS	11/12/10	2,360			2,360	10 MO S/L	865	236
649	13 TWIN MATTRESS SETS-RANCH	12/10/10	3,928			3,928	10 MO S/L	1,408	392
650	FURNITURE-FOOTSTEPS	12/17/10	24,468			24,468	10 MO S/L	8,564	2,447
651	RANCH DORM FURNITURE	12/23/10	7,437			7,437	10 MO S/L	2,603	744
652	55" VIZO LCD TV	12/30/10	2,426			2,426	10 MO S/L	849	243
653	TRANSITIONAL FURNITURE	12/30/10	2,539			2,539	10 MO S/L	889	254
654	REFRIGERATOR	12/09/10	880			880	10 MO S/L	315	88
655	HESSON HAYBINE	7/26/10	1,000			1,000	10 MO S/L	392	100
678	2009 KIA 4X4 LX	12/10/12	15,300			15,300	5 MO S/L	4,845	3,060
685	DORM REMODEL/CRAFT BUILDING	10/16/12	221,973			221,973	15 MO S/L	24,664	14,798
686	CRAFT BUILDING DRIVEWAY	9/19/12	13,635			13,635	15 MO S/L	1,591	909
687	WOOD SHOP	12/18/12	72,965			72,965	15 MO S/L	7,296	4,865
688	FENCING @ FOOTSTEPS BUILDING	8/29/12	6,600			6,600	15 MO S/L	807	440
690	FURNITURE-STEP AHEAD PROGRAM	7/17/12	9,639			9,639	10 MO S/L	1,847	964
691	8 MATTRESSES	7/27/12	1,016			1,016	7 MO S/L	278	145
692	5 WARDROBES, 5 3-DRAWER DRESSEI	8/07/12	5,487			5,487	10 MO S/L	1,052	548
693	FURNITURE-STEP AHEAD PROGRAM	8/07/12	5,348			5,348	10 MO S/L	1,025	535
694	2 DESKS, FILE CABINET, OPEN BOOKC	8/27/12	3,016			3,016	10 MO S/L	553	302
695	30 TALL STOOLS FOR CRAFT BUILDIN	10/16/12	1,227			1,227	10 MO S/L	204	123
696	50" PEDESTAL DESK	11/13/12	245			245	7 MO S/L	58	35
697	SECURITY SYSTEM FOR STEP AHEAD	8/17/12	5,889			5,889	5 MO S/L	2,159	1,178
698	TABITHA'S COMPUTER	8/28/12	407			407	5 MO S/L	149	82
699	LASER PRINTER	8/28/12	149			149	5 MO S/L	55	29
700	VIEWSONIC PROJECTOR	10/16/12	550			550	5 MO S/L	183	110
701	3-30 BUTTON EXECUTIVE SPEAKERPH	10/30/12	827			827	5 MO S/L	276	165
702	COFFEE MAKER	7/27/12	99			99	5 MO S/L	38	20
703	ELECTRIC RANGE, 18 CF REFRIGERAT	8/10/12	1,387			1,387	5 MO S/L	532	277
704	GE WASHER DRYER	8/10/12	862			862	5 MO S/L	331	172
705	KAWASAKI FX 1000 (35HP) 72"	4/09/13	10,800			10,800	10 MO S/L	1,350	1,080
706	SNOW BLADE	8/17/12	600			600	10 MO S/L	110	60
707	TV, WALL MOUNT, DVD PLAYER	7/27/12	516			516	5 MO S/L	198	103
708	KITCHEN MIXER	3/27/14	4,461			4,461	5 MO S/L	223	892
709	VOLLRATH GRIDDLE	4/14/14	1,669			1,669	5 MO S/L	83	334
710	ESCROW PMT FOR GIRLS TRANSITION	3/24/14	2,000			2,000	39 MO S/L	0	51
711	WILLARD BUILDING	6/27/14	199,014			199,014	39 MO S/L	0	5,103
712	BOYS DORM REMODEL	6/24/14	9,450			9,450	29 MO S/L	0	320
713	SECURITY SYSTEM	1/29/14	2,320			2,320	10 MO S/L	97	232
714	GARAGE DOOR FOR GYM	3/13/14	1,060			1,060	10 MO S/L	35	106
715	2010 TOYOTA PRIUS RD	7/08/13	18,987			18,987	5 MO S/L	3,797	3,798

44-6006077

Federal Asset Report

FYE: 6/30/2015

Form 990, Page 1

Asset	Description	Date In Service	Cost	Bus %	Sec 179 Bonus	Basis for Depr	Per Conv Meth	Prior	Current
716	2011 FORD E350 WHITE VAN	8/12/13	20,250			20,250	5 MO S/L	3,713	4,050
717	SPEED QUEEN TOPLOAD WASHER	3/10/14	800			800	5 MO S/L	53	160
718	SPEED QUEEN GOLD CONTROL WASH	3/13/14	10,515			10,515	5 MO S/L	701	2,103
719	HEAVY DUTY WASHER	6/12/14	1,074			1,074	5 MO S/L	18	215
721	LAURA'S HOME-WILLARD	1/05/15	366,976			366,976	39 MO S/L	0	4,705
722	ADMIN OFFICE ADDITION	6/30/15	6,250			6,250	39 MO S/L	0	0
Total Other Depreciation			<u>2,794,553</u>			<u>2,794,553</u>		<u>340,489</u>	<u>105,660</u>
Total ACRS and Other Depreciation			<u>3,063,692</u>			<u>3,063,692</u>		<u>340,489</u>	<u>105,660</u>
Listed Property:									
498	2002 SILVER SUBURBAN	8/01/05	18,000			18,000	5 MQ200DB	18,000	0
663	2008 WHITE DODGE CARAVAN	10/19/11	10,000			10,000	5 MQ200DB	7,300	1,137
664	2001 DODGE RAM 2500-EXT CAB (BUR	4/18/12	10,200		X	5,100	5 MQ200DB	8,456	697
			<u>38,200</u>			<u>33,100</u>		<u>33,756</u>	<u>1,834</u>
Amortization:									
447	COMPUTER SOFTWARE	3/31/05	2,090			2,090	3 MO Amort	2,090	0
			<u>2,090</u>			<u>2,090</u>		<u>2,090</u>	<u>0</u>
Grand Totals			11,970,574			11,088,957		4,565,955	370,953
Less: Dispositions and Transfers			0			0		0	0
Less: Start-up/Org Expense			0			0		0	0
Net Grand Totals			<u>11,970,574</u>			<u>11,088,957</u>		<u>4,565,955</u>	<u>370,953</u>

44-6006077

Bonus Depreciation Report

FYE: 6/30/2015

Asset	Property Description	Date In Service	Tax Cost	Bus Pct	Tax Sec 179 Exp	Current Bonus	Prior Bonus	Tax - Basis for Depr
Activity: Form 990, Page 1								
170	DONATED POOL TABLE	1/31/02	500		0	0	150	350
173	REFRIGERATOR FOR CAMPFIRE	10/26/01	400		0	0	120	280
182	SOFA, LOUNGE, CHAIR & TABLE	4/03/02	2,789		0	0	837	1,952
183	2 STEEL BEDS & CORNER SHLVS	4/04/02	1,314		0	0	394	920
184	BENCH, DINING CHAIRS,BOOKCASE	5/24/02	2,791		0	0	837	1,954
228	DONATED TACK FOR HORSES	9/30/01	100		0	0	30	70
258	BUILDING BLUEPRINT	11/07/01	903		0	0	271	632
281	ROAD PROJECT	4/25/02	65		0	0	19	46
283	500 FENCE POSTS	1/29/02	980		0	0	294	686
284	CENTER GARDEN & FOUNTAIN	2/22/02	25		0	0	8	17
285	LANDSCAPE ROSE GARDEN	4/04/02	995		0	0	299	696
286	CLEARING BRUSH/LANDSCAPING	4/18/02	2,240		0	0	672	1,568
287	LEVEL BALL FIELD	4/21/02	1,840		0	0	552	1,288
288	CLEARING LAND	5/02/02	6,896		0	0	2,069	4,827
289	FOUNTAIN BRICKS	5/03/02	2,400		0	0	720	1,680
290	CLEARING BRUSH	5/21/02	1,899		0	0	570	1,329
291	POND WORK & LINER	6/17/02	5,583		0	0	1,675	3,908
292	SIGN FOR GARDEN	6/17/02	33		0	0	10	23
293	TREES & DIRT WORK	6/28/02	6,233		0	0	1,870	4,363
332	CARPET - NEW DORM	8/01/02	6,454		0	0	1,936	4,518
333	BRONZE STATUE	7/11/02	2,383		0	0	715	1,668
334	PYZIQUE BLOCK WALL, FOUNTAIN PUI	7/30/02	723		0	0	217	506
335	3 D LETTERS FOR ENTRANCE SIGN	8/16/02	234		0	0	70	164
340	8 X 12 BARN BUILDING	9/11/02	750		0	0	225	525
344	BACKSTOP	4/30/03	4,600		0	0	1,380	3,220
345	LANDSCAPING	5/02/03	377		0	0	113	264
347	EXECUTIVE DESK	2/13/03	347		0	0	104	243
348	OFFICE DESK	3/04/03	125		0	0	38	87
349	FURNITURE	3/07/03	931		0	0	279	652
350	DOOR MATS, RUGS & MISC	4/16/03	552		0	0	166	386
357	10 WHEEL RAKE-EXPLORER 8	7/15/03	5,000		0	0	2,500	2,500
358	REFRIGERATOR	7/11/03	336		0	0	168	168
360	ICE MACHINE	7/15/03	1,250		0	0	625	625
363	SIDEWALK-ARTHUR DORM	8/21/03	1,680		0	0	840	840
364	GARDEN OF HOPE SIGN	7/31/03	125		0	0	63	62
366	BED FOR 2003 FORD TRUCK	9/05/03	1,470		0	0	735	735
367	25 MATTRESSES / footsteps	9/26/03	1,700		0	0	850	850
372	NEW ROAD	10/14/03	2,465		0	0	1,233	1,232
373	CHUTE, CAGE, HEADGATE	11/05/03	2,228		0	0	1,114	1,114
377	TRANS FLOORING/CARPETING	7/01/03	5,611		0	0	2,806	2,805
379	3 MATTRESSES & BED FRAME	12/01/03	336		0	0	168	168
382	FLATBED TRAILER	1/23/04	900		0	0	450	450
383	CULBERT FOR NEW ROAD	2/18/04	116		0	0	58	58
384	GRAVEL FOR ARENA LOT	2/27/04	1,270		0	0	635	635
387	03 KUBOTA TRACTOR & CUTTER	2/16/04	48,385		0	0	24,193	24,192
388	NEW IDEA MANURE SPREADER	3/10/04	500		0	0	250	250
389	MILKING EQUIPMENT	3/30/04	600		0	0	300	300
390	MATTRESSES/FRAMES TRANSITIONAL	3/04/04	1,287		0	0	644	643
393	REFRIGERATOR - TRANSITIONAL	3/28/04	357		0	0	179	178
395	NEW ROAD	4/30/04	4,336		0	0	2,168	2,168
397	HUSQVARNA TRIMMER	4/01/04	329		0	0	165	164
400	WHIRLPOOL ELECTRIC RANGE	5/11/04	253		0	0	126	127
401	CAMP MOWER-JD ZTR	5/28/04	6,500		0	0	3,250	3,250
402	NEW ROAD	4/26/04	2,241		0	0	1,121	1,120
406	NEW HOLLAND BALER #61858	7/19/04	23,250		0	0	11,625	11,625
417	1997 CHEVY SUBURBAN WHITE	7/01/04	10,000		0	0	5,000	5,000
421	LIVESTOCK-AUDIT ENTRY	7/01/04	6,210		0	0	3,105	3,105
422	BALL FIELD FENCE	9/21/04	15,600		0	0	7,800	7,800
474	MISC EQUIP	7/01/04	53,035		0	0	0	53,035
542	33 CATTLE PANELS & 100- 5 1/2 T-POSTS	3/07/08	840		0	0	420	420
543	SEPTIC SYSTEM / NAP PROJECT	6/18/08	101,018		0	0	50,509	50,509
544	GENERATOR 10kw/ LIBBY WELDING	3/27/08	900		0	0	450	450
546	2008 FORD FOCUS / BLUE	6/30/08	16,430		0	0	8,215	8,215
550	FAMILY THERAPY FURNITURE / SOFA I	1/14/08	1,937		0	0	969	968
551	END TABLES, FAMILY THERAPY RM	1/17/08	145		0	0	73	72
552	FAMILY THERAPY FURNITURE / WAL-M	2/26/08	95		0	0	47	48
553	20 INNERSPRG MATTRESSES/ UNIV SLP	3/07/08	3,276		0	0	1,638	1,638
554	AMANA GAS FURNACE-2 STAGE (CHAF	3/27/08	5,875		0	0	2,938	2,937
555	3 TWIN BED FRAMES	2/29/08	90		0	0	45	45

44-6006077

Bonus Depreciation Report

FYE: 6/30/2015

Asset	Property Description	Date In Service	Tax Cost	Bus Pct	Tax Sec 179 Exp	Current Bonus	Prior Bonus	Tax - Basis for Depr
Activity: Form 990, Page 1 (continued)								
560	HP 8710P LAPTOP - PAULA	1/31/08	1,499		0	0	750	749
561	10 HP DC5700 COMPUTERS	1/31/08	6,990		0	0	3,495	3,495
562	11 #11706 MONITORS	1/31/08	2,310		0	0	1,155	1,155
563	HP ML350 G5 SERVER	2/18/08	5,359		0	0	2,680	2,679
564	HP DC5700 COMPUTER - RANDY	2/18/08	700		0	0	350	350
565	HP 11906 19"FLAT PANEL MONITOR - KE	2/18/08	249		0	0	125	124
566	HP DC5700 COMPUTER - AUSTIN	3/27/08	699		0	0	350	349
567	HP 11910 FLAT PANEL MONITOR - AUST	3/27/08	250		0	0	125	125
568	SYSCO WIRELESS TO KITCHEN	3/27/08	66		0	0	33	33
586	2 HORSE TRAILER - 2008 SILVER TRIPLI	4/02/09	3,800		0	0	1,900	1,900
587	CERAMIC ELECTRIC HEATER	12/09/08	40		0	0	20	20
588	WP-TL WASHER #WTW5100VQ	12/09/08	348		0	0	174	174
589	BATTERY BU FOR OFFICE SERVER / SM	8/30/08	879		0	0	440	439
591	19 INNERSPRING MATTRESSES W/FIREI	8/20/08	3,126		0	0	1,563	1,563
592	4 CUSHION BACKS FOR DORM FURNITI	9/15/08	3,430		0	0	1,715	1,715
594	KITCHEN CART	2/13/09	149		0	0	75	74
595	LADDERSHELF / LOWE'S	2/13/09	80		0	0	40	40
596	BARSTOOL / LOWE'S	2/13/09	19		0	0	10	9
597	2- 32" HDTV's w/ WALL MT BRACKETS	2/26/09	1,054		0	0	527	527
598	2- 32" HDTV's w/WALL MT BRACKETS	2/26/09	1,054		0	0	527	527
599	NATL ARROWOOD BOOKCASE / GROOM	3/31/09	279		0	0	140	139
600	FULL MATTRESS, BOX & FRAME	3/31/09	80		0	0	40	40
601	2- TWIN MATTRESS, BOX & FRAME	3/31/09	299		0	0	150	149
602	MATTRESS OUTLET	5/31/09	149		0	0	75	74
603	HP ELITEBOOK 8530p - JOHN	2/26/09	1,359		0	0	680	679
604	HP DOCKING STATION w/ NETWORK P/	2/26/09	200		0	0	100	100
605	HP ELITEBOOK 8730w - KEVIN	6/24/09	1,850		0	0	925	925
606	HP DOCKING STATION w/ NETWORK P/	6/24/09	219		0	0	110	109
607	HP DC5800 MT LAPTOP	6/24/09	700		0	0	350	350
608	MATTRESS SET	10/31/08	118		0	0	59	59
609	MATTRESS SET - FOOTSTEPS	6/30/09	150		0	0	75	75
610	SEPTIC SYSTEM / NAP PROJECT	12/31/08	196,706		0	0	98,353	98,353
612	2008 FORD WHT VAN 12-PASSENGER	2/19/09	16,980		0	0	8,490	8,490
616	BEIS. DORM REMODEL FALL 2009	12/03/09	280,312		0	0	140,156	140,156
617	FOOTSTEPS BLDG / NORTON RD	6/30/10	588,287		0	0	294,143	294,144
618	ROAD WIDENING / N.A.P.	4/26/10	105,670		0	0	52,835	52,835
619	SECURITY SYSTEM / CAMERA / WIRINC	1/15/10	19,000		0	0	9,500	9,500
620	LINK PC's OFFICE TO DORMS	8/14/09	2,570		0	0	1,285	1,285
621	LATERAL FILE 4-DRAWER / FRONT OFF	9/29/09	747		0	0	374	373
622	LAYER 3 TEACH	8/14/09	1,430		0	0	715	715
623	LAYER 3 TECH	1/29/10	1,245		0	0	623	622
624	HP 8530W LAPTOP; SER#2CE9520XT2/ L/	2/16/10	1,599		0	0	800	799
625	HP COMPAQ 6730b / LAYER 3 TECH	3/30/10	1,029		0	0	515	514
638	FLAT MONITOR	12/30/10	169		0	0	169	0
657	CUB CADET LXT 1042 KW 18 HP KAW 4/	3/29/12	1,439		0	0	720	719
658	FURNITURE-STEP AHEAD PROGRAM	6/11/12	14,707		0	0	7,354	7,353
659	HP COMPAQ 6200MT	7/28/11	709		0	0	709	0
660	2-IP OUTDOOR CAMERAS W/ INSTALLA	8/15/11	1,491		0	0	1,491	0
661	8 DOME CAMERA SECURITY SYSTEM F	1/30/12	1,690		0	0	845	845
662	JOHN DEER DOZER	10/11/11	5,000		0	0	5,000	0
664	2001 DODGE RAM 2500-EXT CAB (BURC	4/18/12	10,200	100	0	0	5,100	5,100
665	OUTDOOR TABLES-FOOTSTEPS	4/13/12	2,279		0	0	1,140	1,139
666	HUSKEY CHAIN SAW SER20112000225	11/14/11	379		0	0	379	0
667	STORAGE SHED	4/18/12	5,511		0	0	2,756	2,755
668	3 A/C UNITS-1355 S. UTAH	6/15/12	7,100		0	0	3,550	3,550
674	ML350P GEN8SERVER & ACCESSORIES	6/15/12	4,650		0	0	2,325	2,325
680	KAWASAKI FX1000(35HP) 72"	6/20/13	10,800		0	0	5,400	5,400
681	(6) HP PRO 6300 MT	6/27/13	4,290		0	0	2,145	2,145
682	HP ELITEBOOK 9470M & DOCKING STA	6/27/13	1,325		0	0	663	662
683	HP ELITEBOOK 8570P & DOCKING STA	6/29/13	1,449		0	0	725	724
684	2011 SILVER CHEVY IMPALA	11/26/12	13,050		0	0	6,525	6,525
689	2013 GMC GRAY YUKON	4/15/13	26,297		0	0	13,148	13,149
726	LAURA'S HOME FURNITURE	1/05/15	26,194		0	13,097	0	13,097
727	FOOTSTEPS FURNITURE	11/21/14	10,255		0	5,127	0	5,128
728	RANCH FURNITURE	11/21/14	6,648		0	3,324	0	3,324
729	10 MATTRESS/BOX SPRING SETS -LAUR	1/08/15	1,814		0	907	0	907
730	HP ELITEBOOK	8/13/14	1,531		0	766	0	765
731	3 HP 600 G1 DORM COMPUTERS	8/13/14	1,980		0	990	0	990
732	2HP ELITEBOOK	11/13/14	3,062		0	1,531	0	1,531

44-6006077

Bonus Depreciation Report

FYE: 6/30/2015

Asset	Property Description	Date In Service	Tax Cost	Bus Pct	Tax Sec 179 Exp	Current Bonus	Prior Bonus	Tax - Basis for Depr
Activity: Form 990, Page 1 (continued)								
733	2HP PRO DESK 400 G & MICROSOFT SU	11/25/14	2,750		0	1,375	0	1,375
734	LAURA'S HOME OFFICE FURNITURE	1/05/15	760		0	380	0	380
735	HP ELITEDESK 800G1	12/30/14	780		0	390	0	390
736	FILEROOM LATERAL FILE	1/29/15	676		0	338	0	338
737	36"W X 21"D 4 DRAWER LATERAL FILE	1/29/15	886		0	443	0	443
738	LAURA'S HOME PHONE/CAMERA/SECU	2/13/15	7,913		0	3,956	0	3,957
739	2HP PRO DESK 600G & 22" DISPLAY/8 P	2/27/15	2,536		0	1,268	0	1,268
740	16 CHANNEL DVR, 4 OUTDOOR CAMER	4/29/15	2,150		0	1,075	0	1,075
741	SURFACE PRO	5/28/15	1,579		0	790	0	789
742	HP PRO BOOK	5/28/15	1,253		0	627	0	626
743	HP PRODESK 600G1	6/29/15	725		0	363	0	362
744	ELECTRIC RANGE	12/12/14	427		0	213	0	214
745	KITCHEN APPLIANCE'S-LAURA'S HOME	1/14/15	2,381		0	1,190	0	1,191
746	WASHER/DRYER	1/14/15	1,219		0	610	0	609
747	TVs-LAURA'S HOME	1/23/15	2,554		0	1,277	0	1,277
748	TVs-LAURA'S HOME	2/27/15	1,547		0	774	0	773
Form 990, Page 1			<u>1,830,672</u>		<u>0</u>	<u>40,811</u>	<u>840,806</u>	<u>949,055</u>
Grand Total			<u>1,830,672</u>		<u>0</u>	<u>40,811</u>	<u>840,806</u>	<u>949,055</u>

Federal Aggregate Report

Asset	Description	Date In Service	Cost	179	Salvage	Prior	Current	Total	Net Book Value	Method	Life
	04 MAROON YUKON	7/15/04	5,415	0	0	5,415	0	5,415	0	200DB	5
	07 DODGE 4x4 QC TRUCK	2/14/07	18,400	0	0	18,400	0	18,400	0	200DB	5
539	07 DODGE 4x4 QC TRUCK	2/14/07	23,814	0	0	23,814	0	23,814	0	200DB	5
	2010 FORD FUSION - WHITE	8/24/09	1,515	0	0	1,466	49	1,515	0	200DB	5
	2011 SILVER CHEVY IMPALA	11/26/12	11,535	0	0	8,940	1,038	9,978	1,557	200DB	5
684	2011 SILVER CHEVY IMPALA	11/26/12	13,050	0	0	10,406	1,087	11,493	1,557	200DB	5
	'09 CHEVY SILVERADO 4X4 CREW CAB	3/01/10	3,108	0	0	2,572	536	3,108	0	200DB	5
	2013 GMC GRAY YUKON	4/15/13	23,189	0	0	16,580	2,643	19,223	3,966	200DB	5
689	2013 GMC GRAY YUKON	4/15/13	26,297	0	0	19,152	3,179	22,331	3,966	200DB	5
	Grand Totals		63,161	0	0	53,372	4,266	57,638	5,523		
	Less: Dispositions		0	0	0	0	0	0	0		
	Net Grand Totals		63,161	0	0	53,372	4,266	57,638	5,523		

Depreciation Adjustment Report

All Business Activities

<u>Form</u>	<u>Unit</u>	<u>Asset</u>	<u>Description</u>	<u>Tax</u>	<u>AMT</u>	<u>AMT Adjustments/ Preferences</u>
-------------	-------------	--------------	--------------------	------------	------------	---

There are no assets that meet the criteria of this report

Asset	Description	Date In Service	Cost	Tax	AMT
Prior MACRS:					
45	KEYBOARD PIANO	3/26/98	1,036	0	0
86	FURNITURE - DORM II	9/01/93	11,593	0	0
87	FURNITURE DORM I	9/01/93	11,593	0	0
97	CHAPEL PEWS	5/13/92	1,395	0	0
99	CHAPEL IMPROVEMENTS	7/30/93	1,855	0	0
113	SAMS CK 10	8/05/94	893	0	0
120	7 DRESSERS	5/31/96	3,693	0	0
124	DINING ROOM FURNITURE	2/28/97	10,829	0	0
125	FURNITURE	4/08/97	985	0	0
127	ICEMAKER, ICE-O-MATIC	8/27/97	2,590	0	0
128	FURNITURE - BELSENHERSE DORM	8/29/97	22,788	0	0
139	VARIOUS FURNITURE	1/28/99	15,312	0	0
140	CHAIRS	9/22/98	2,958	0	0
147	BEDS & SHELVES	6/05/00	3,000	0	0
148	BEDS	9/01/99	1,037	0	0
150	HOUSEKEEPING EQUIPMENT	6/22/00	460	0	0
151	BEDS & SHELVING	8/25/00	3,500	0	0
152	BED	10/17/00	80	0	0
153	BED	10/17/00	80	0	0
154	KITCHEN EQUIP, MISC	10/20/00	32,440	0	0
155	KITCHEN TABLES	12/24/00	150	0	0
157	KITCHEN TABLES	3/07/01	150	0	0
158	KITCHEN TABLES	6/28/01	150	0	0
162	DOUBLE DECK OVEN	7/12/01	4,820	0	0
163	OVEN HOOKUPS	8/23/01	154	0	0
170	DONATED POOL TABLE	1/31/02	500	0	0
173	REFRIGERATOR FOR CAMPFIRE	10/26/01	400	0	0
182	SOFA, LOUNGE, CHAIR & TABLE	4/03/02	2,789	0	0
183	2 STEEL BEDS & CORNER SHLVs	4/04/02	1,314	0	0
184	BENCH, DINING CHAIRS, BOOKCASE	5/24/02	2,791	0	0
190	1998 FORD VAN LT BLUE-15 PASSENGER	10/08/97	22,250	0	0
205	BRUSH HOG	5/01/93	1,985	0	0
212	WHEEL RAKE	5/31/96	900	0	0
213	GRAIN STORAGE BIN	9/12/96	638	0	0
214	POST HOLE DIGGER	2/04/97	500	0	0
216	STIHL CHAIN SAW #031	3/10/97	440	0	0
217	98 JOHN DEERE TRACTOR/BACKHOE	4/20/98	26,000	0	0
219	FEEDER	2/21/00	500	0	0
221	BALE SPIKE	12/01/99	350	0	0
222	1994 STARLITE TRAILER	9/04/00	2,500	0	0
223	2001 TRAILER BUILT	10/23/00	1,419	0	0
224	9 HORSE TRAILER	10/23/00	5,000	0	0
226	FLATBED TRAILER - IN KIND	7/31/00	4,500	0	0
228	DONATED TACK FOR HORSES	9/30/01	100	0	0
236	BARN IMP - REC CENTER	1/01/88	22,090	701	0
238	DORM II IMP - ROOF	2/01/89	432	14	0
240	SCHOOL IMP - ADD ON	5/30/92	43,299	1,375	0
241	#1 BARN IMP - CHAPEL	6/01/92	156,085	4,955	0
242	MAINTENANCE	11/30/92	7,000	222	0
243	WATER PUMP	8/03/93	1,771	46	0
244	STEEPLE	12/16/94	2,800	72	0
245	WELLHOUSE	1/01/96	45,968	1,178	0
246	MULTI PURPOSE BUILDING	9/30/96	513,002	13,153	0
247	BEISENHERSE DORM	5/31/97	69,388	1,779	0
248	FENCE	11/26/98	4,836	0	0
249	BEISENHERSE DORM	3/01/98	286,608	7,349	0
250	DORM RENOVATIONS	3/01/99	475,804	12,200	0
251	INDOOR RIDING ARENA	4/25/00	247,629	6,350	0
252	HAY BARN	2/08/00	15,903	408	0
253	DARR DORM IMPROVEMENTS	7/01/99	309,642	7,939	0
254	SEPTIC SYSTEM	10/21/99	74,055	1,899	0
255	IMPROVEMENTS	3/12/99	7,924	204	0
256	NATATORIUM (POOL)	6/18/01	602,303	15,443	0
258	BUILDING BLUEPRINT	11/07/01	903	0	0
259	NEW DORMITORY (Arthur)	11/26/01	747,696	19,172	0
260	CAMPFIRE PROPERTY	10/12/01	228,951	5,871	0
262	COST OF DEMOLISHED COTTAGE-SSU	5/15/02	60,861	1,561	0

Asset	Description	Date In Service	Cost	Tax	AMT
277	INSTALL ARENA LIGHTING	8/22/00	6,365	220	0
278	SIGN FOR ARENA	8/22/00	160	6	0
280	FENCING	6/30/01	7,685	265	0
281	ROAD PROJECT	4/25/02	65	4	0
282	FENCE ROW	8/09/01	4,480	279	0
283	500 FENCE POSTS	1/29/02	980	61	0
284	CENTER GARDEN & FOUNTAIN	2/22/02	25	2	0
285	LANDSCAPE ROSE GARDEN	4/04/02	995	62	0
286	CLEARING BRUSH/LANDSCAPING	4/18/02	2,240	139	0
287	LEVEL BALL FIELD	4/21/02	1,840	115	0
288	CLEARING LAND	5/02/02	6,896	428	0
289	FOUNTAIN BRICKS	5/03/02	2,400	149	0
290	CLEARING BRUSH	5/21/02	1,899	118	0
291	POND WORK & LINER	6/17/02	5,583	347	0
292	SIGN FOR GARDEN	6/17/02	33	2	0
293	TREES & DIRT WORK	6/28/02	6,233	387	0
331	NEW DORM	7/24/02	19,222	493	0
332	CARPET - NEW DORM	8/01/02	6,454	0	0
333	BRONZE STATUE	7/11/02	2,383	99	0
334	PYZIQUE BLOCK WALL, FOUNTAIN PUMP	7/30/02	723	30	0
335	3 D LETTERS FOR ENTRANCE SIGN	8/16/02	234	10	0
336	BALL FIELD	10/23/02	24,916	639	0
338	2 FLEX RIMS/COURT MARKING KIT	8/26/02	1,563	40	0
340	8 X 12 BARN BUILDING	9/11/02	750	0	0
344	BACKSTOP	4/30/03	4,600	0	0
345	LANDSCAPING	5/02/03	377	15	0
347	EXECUTIVE DESK	2/13/03	347	0	0
348	OFFICE DESK	3/04/03	125	0	0
349	FURNITURE	3/07/03	931	0	0
350	DOOR MATS, RUGS & MISC	4/16/03	552	0	0
357	10 WHEEL RAKE-EXPLORER 8	7/15/03	5,000	0	0
358	REFRIGERATOR	7/11/03	336	0	0
360	ICE MACHINE	7/15/03	1,250	0	0
363	SIDEWALK-ARTHUR DORM	8/21/03	1,680	50	0
364	GARDEN OF HOPE SIGN	7/31/03	125	4	0
365	CAMPFIRE PROPERTY #2	12/31/01	20,000	513	0
366	BED FOR 2003 FORD TRUCK	9/05/03	1,470	0	0
367	25 MATTRESSES / footsteps	9/26/03	1,700	0	0
372	NEW ROAD	10/14/03	2,465	73	0
373	CHUTE, CAGE, HEADGATE	11/05/03	2,228	66	0
375	HEAT PUMP	11/03/03	1,754	45	0
377	TRANS FLOORING/CARPETING	7/01/03	5,611	0	0
378	TRANS ROOFING	7/01/03	10,777	277	0
379	3 MATTRESSES & BED FRAME	12/01/03	336	0	0
382	FLATBED TRAILER	1/23/04	900	0	0
383	CULBERT FOR NEW ROAD	2/18/04	116	3	0
384	GRAVEL FOR ARENA LOT	2/27/04	1,270	38	0
387	03 KUBOTA TRACTOR & CUTTER	2/16/04	48,385	0	0
388	NEW IDEA MANURE SPREADER	3/10/04	500	0	0
389	MILKING EQUIPMENT	3/30/04	600	0	0
390	MATTRESSES/FRAMES TRANSITIONAL	3/04/04	1,287	0	0
393	REFRIGERATOR - TRANSITIONAL	3/28/04	357	0	0
395	NEW ROAD	4/30/04	4,336	128	0
397	HUSQVARNA TRIMMER	4/01/04	329	0	0
400	WHIRLPOOL ELECTRIC RANGE	5/11/04	253	0	0
401	CAMP MOWER-JD ZTR	5/28/04	6,500	0	0
402	NEW ROAD	4/26/04	2,241	66	0
406	NEW HOLLAND BALER #61858	7/19/04	23,250	0	0
408	00 SILVER TAURUS - RANCH	7/06/04	6,800	0	0
417	1997 CHEVY SUBURBAN WHITE	7/01/04	10,000	0	0
421	LIVESTOCK-AUDIT ENTRY	7/01/04	6,210	0	0
422	BALL FIELD FENCE	9/21/04	15,600	461	0
441	2 FRIDGES	2/16/05	300	0	0
444	DONATED RECREATIONAL EQUIP	2/28/05	250	0	0
445	LANDSCAPING	3/29/05	761	45	0
448	COMPUTER HARDWARE	3/31/05	1,109	0	0
451	DONATED FRIDGE,FREEZER, WASHER, DF	3/31/05	200	0	0
452	GAZEBO	4/11/05	289	17	0
453	LANDSCAPING PLANTS	4/15/05	226	13	0
454	TRACK	4/27/05	246	14	0
455	CHAIRS	4/04/05	2,673	0	0

Asset	Description	Date In Service	Cost	Tax	AMT
457	TIME CLOCK	4/19/05	5,744	0	0
458	VACUUM	4/16/05	470	0	0
460	TRACK	5/02/05	296	17	0
461	12-VOLT SOLAR FENCER	5/09/05	290	0	0
462	PROJECTOR	4/28/05	3,259	0	0
463	PHONES	5/09/05	20,786	0	0
465	LANDSCAPING GRAVEL	6/09/05	295	18	0
466	HOME THEATER	6/16/05	217	0	0
468	NEW OFFICE BUILDING	3/31/05	1,007,693	25,838	0
469	LANDSCAPING - NEW OFFICE	4/30/05	1,633	96	0
470	OFFICE EQUIPMENT - NEW OFFICE	4/30/05	2,640	0	0
471	OFFICE FURNITURE - NEW OFFICE	4/30/05	79,606	0	0
472	PHONE SYSTEM - NEW OFFICE	6/30/05	14,879	0	0
474	MISC EQUIP	7/01/04	53,035	0	0
475	NEW OFFICE BLDG ADDITIONS	8/30/05	92,619	2,374	0
476	DINING HALL ADDITIONS	4/24/06	597,098	15,310	0
478	2006 JOHN DEER TRACTOR W/CAB, 90 HOI	4/26/06	38,100	0	0
479	2005 12 PASSENGER VAN WHT	12/05/05	14,700	0	0
480	2005 MAROON VAN	1/26/06	14,500	0	0
481	3 TWIN MATTRESSES	11/15/05	219	0	0
482	1 MATTRESS	1/10/06	94	0	0
483	ITEMS FOR CARETAKER'S HOUSE	2/10/06	224	0	0
484	DX 2000 COMPUTER/ BOOKKEEPER	7/12/05	826	0	0
485	SMART BOARD FOR NEW OFFICE	7/14/05	4,080	0	0
488	SERVER BU TAPE DRIVE & TAPE	8/11/05	560	0	0
489	DX2000 PC FOR TRAINING ROOM	2/24/06	499	0	0
490	DC 5100 COMPUTER FOR NOAH	2/24/06	750	0	0
491	2 EXHAUST HOODS (14' & 9')	4/06/06	2,575	0	0
492	WALKIN COOLER/FREEZER MASTER BILT	4/20/06	33,382	0	0
493	DINING HALL TABLE & CHAIRS	5/16/06	58,392	0	0
495	VACUUM FROM WALMART	8/25/05	99	0	0
499	PHONES/MEDIA - DINING HALL	6/15/06	4,171	0	0
500	PING PONG, AIR HOCKEY, FOOSBALL TAE	12/01/05	1,000	0	0
502	1993 GOLF CART, CHRGR, SEAT COVER &	12/01/05	1,500	0	0
503	2DINING TABLES/ 10 CHAIRS/ ENTERT CTI	4/01/06	1,000	0	0
504	10 VINYL COVERED MATTRESSES	7/25/06	2,102	0	0
505	DINING HALL ADDITION	7/31/06	13,099	0	0
506	2006 FORD TAURUS GOLD	8/16/06	13,000	0	0
507	10 LARGE BLDG ID SIGNS/ SPFLD SIGN & 1	8/25/06	2,268	0	0
508	CLIMBING WALL	10/16/06	15,794	0	0
509	ASPHALT PAVING / APAC-MO INC	10/09/06	149,520	0	0
510	BAIL SPIKE (USED)	10/19/06	225	0	0
512	CISCO PIX 506e/ VPN BUNDLE -LAYER 3 TI	11/13/06	875	0	0
513	#533-DINING HALL FURNITURE	12/15/06	3,457	0	0
514	4 HP FLAT SCREEN MONITORS	12/29/06	800	0	0
515	WESTERN DIGITAL EXT HARD DRIVE	12/29/06	170	0	0
516	7500 WATT GENERATOR / MEEKS	1/15/07	699	0	0
517	6000 WATT GENERATOR / MEEKS	1/15/07	699	0	0
518	6 HP FLAT PANEL MONITORS	2/07/07	1,200	0	0
519	READY KIT/AMBU/G3AED/WALLMNT -CAF	2/23/07	1,649	0	0
520	HP DC5700 PC w/ WARRANTY/ L1706 FLAT	3/08/07	1,004	0	0
521	12 CAMPING TENTS	3/29/07	334	0	0
523	JD 338 TWINE/WIRE BALER STK #17400	6/06/07	16,000	0	0
524	FRONTIER TD1316 TEDDER, STK #6323	6/06/07	5,000	0	0
526	SPED QUEEN WASHER & DRYER COMMEF	6/19/07	11,212	0	0
527	OVERHEAD PROJECTOR	6/19/07	600	0	0
528	REC CTR / LAUNDRY RM REMODEL	6/20/07	31,923	0	0
529	CALVING BARN ADDITION	6/20/07	3,977	0	0
530	04 CHEVY SUBURBAN SILVER	12/01/06	24,650	0	0
531	87 GMC YLW BOX TRUCK	5/01/07	5,000	0	0
532	85 TRIP COVERED TRAILER/WHITE	12/29/06	1,500	0	0
533	06 BLK 8' FLATBED HOMEMADE TRAILER	7/12/06	800	0	0
534	89 CIRC HORSE TRAILER	11/01/06	1,500	0	0
535	8 HP COMPUTERS / LAYER 3	12/28/06	1,500	0	0
537	GAS FURNACE w/LOGS & VENTS	10/01/06	1,500	0	0
538	CLUB CAR/ GOLF CART	5/01/07	1,000	0	0
539	07 DODGE 4x4 QC TRUCK	2/14/07	23,814	0	0
540	REC CENTER REMODEL	7/24/07	15,364	0	0
541	CALVING BARN ADDITION	10/24/07	67,007	0	0
542	33 CATTLE PANELS & 100- 5 1/2 T-POSTS	3/07/08	840	0	0
543	SEPTIC SYSTEM / NAP PROJECT	6/18/08	101,018	0	0

Asset	Description	Date In Service	Cost	Tax	AMT
544	GENERATOR 10kw/ LIBBY WELDING	3/27/08	900	0	0
546	2008 FORD FOCUS / BLUE	6/30/08	16,430	0	0
547	10 VINYL MATTRESSES	7/25/07	1,397	0	0
548	SOFA, 2 CHAIRS, OTTOMAN, 2 BARSTOOL	10/26/07	1,484	0	0
549	BOOKSHELF / GROOMS OFFICE ENVIRN	12/31/07	285	0	0
550	FAMILY THERAPY FURNITURE / SOFA MA	1/14/08	1,937	0	0
551	END TABLES, FAMILY THERAPY RM	1/17/08	145	0	0
552	FAMILY THERAPY FURNITURE / WAL-MA	2/26/08	95	0	0
553	20 INNERSPRG MATTRESSES/ UNIV SLP PI	3/07/08	3,276	0	0
554	AMANA GAS FURNACE-2 STAGE (CHAPEL	3/27/08	5,875	0	0
555	3 TWIN BED FRAMES	2/29/08	90	0	0
556	HP NC6320 LAPTOP - MILLER	8/09/07	1,204	0	0
558	HP 6715B NOTEBOOK - ANGIE	12/31/07	1,229	0	0
559	HP DC5700 MT COMPUTER - SARAH	12/31/07	799	0	0
560	HP 8710P LAPTOP - PAULA	1/31/08	1,499	0	0
561	10 HP DC5700 COMPUTERS	1/31/08	6,990	0	0
562	11 #11706 MONITORS	1/31/08	2,310	0	0
563	HP ML350 G5 SERVER	2/18/08	5,359	0	0
564	HP DC5700 COMPUTER - RANDY	2/18/08	700	0	0
565	HP 11906 19"FLAT PANEL MONITOR - KEVI	2/18/08	249	0	0
566	HP DC5700 COMPUTER - AUSTIN	3/27/08	699	0	0
567	HP 11910 FLAT PANEL MONITOR - AUSTIN	3/27/08	250	0	0
568	SYSCO WIRELESS TO KITCHEN	3/27/08	66	0	0
570	GAS RANGE / LOWES	8/09/07	298	0	0
571	ROPER REFRIDGERATOR / LOWES	8/09/07	358	0	0
572	wii SYSTEM / GAME STOP	7/18/07	400	0	0
573	PLAYSTATION / GAME STOP	7/18/07	400	0	0
574	wii SYSTEM / GAME STOP	7/19/07	400	0	0
575	PLAYSTATION / GAME STOP	7/19/07	400	0	0
576	(3) 27" SD TV / WAL-MART @ 189.98 each	8/27/07	570	0	0
577	CD PORTABLE / WAL-MART	8/27/07	30	0	0
578	PLAZMA TV MOUNT / WAL-MART	8/27/07	129	0	0
579	42" HD LCD TV / WAL-MART	8/27/07	998	0	0
580	510 DVR RECEIVER/4900 RECEIVER / DISH	8/28/07	325	0	0
581	27" SD TV / WAL-MART	9/25/07	190	0	0
582	DVD/VCR / WAL-MART	9/25/07	70	0	0
583	(2) wii CHARGERS / WAL-MART	9/25/07	60	0	0
584	(2) WIRELESS CONNECTIONS / WAL-MAR	9/25/07	100	0	0
586	2 HORSE TRAILER - 2008 SILVER TRIPLE J	4/02/09	3,800	85	0
587	CERAMIC ELECTRIC HEATER	12/09/08	40	0	0
588	WP-TL WASHER #WTW5100VQ	12/09/08	348	0	0
589	BATTERY BU FOR OFFICE SERVER / SMAF	8/30/08	879	0	0
590	REFRIGERATOR SIDE-BY-SIDE (WHITE) FC	4/28/09	275	0	0
591	19 INNERSPRING MATTRESSES W/FIREBL	8/20/08	3,126	0	0
592	4 CUSHION BACKS FOR DORM FURNITUR	9/15/08	3,430	0	0
594	KITCHEN CART	2/13/09	149	0	0
595	LADDERSHELF / LOWE'S	2/13/09	80	0	0
596	BARSTOOL / LOWE'S	2/13/09	19	0	0
597	2- 32" HDTV's w/ WALL MT BRACKETS	2/26/09	1,054	0	0
598	2- 32" HDTV's w/WALL MT BRACKETS	2/26/09	1,054	0	0
599	NATL ARROWOOD BOOKCASE / GROOMS	3/31/09	279	0	0
600	FULL MATTRESS, BOX & FRAME	3/31/09	80	0	0
601	2- TWIN MATTRESS, BOX & FRAME	3/31/09	299	0	0
602	MATTRESS OUTLET	5/31/09	149	0	0
603	HP ELITEBOOK 8530p - JOHN	2/26/09	1,359	0	0
604	HP DOCKING STATION w/ NETWORK PATC	2/26/09	200	0	0
605	HP ELITEBOOK 8730w - KEVIN	6/24/09	1,850	0	0
606	HP DOCKING STATION w/ NETWORK PATC	6/24/09	219	0	0
607	HP DC5800 MT LAPTOP	6/24/09	700	0	0
608	MATTRESS SET	10/31/08	118	0	0
609	MATTRESS SET - FOOTSTEPS	6/30/09	150	0	0
610	SEPTIC SYSTEM / NAP PROJECT	12/31/08	196,706	0	0
612	2008 FORD WHT VAN 12-PASSENGER	2/19/09	16,980	0	0
616	BEIS. DORM REMODEL FALL 2009	12/03/09	280,312	0	0
617	FOOTSTEPS BLDG / NORTON RD	6/30/10	588,287	0	0
618	ROAD WIDENING / N.A.P.	4/26/10	105,670	0	0
619	SECURITY SYSTEM / CAMERA / WIRING/ 1	1/15/10	19,000	0	0
620	LINK PC's OFFICE TO DORMS	8/14/09	2,570	0	0
621	LATERAL FILE 4-DRAWER / FRONT OFFICI	9/29/09	747	0	0
622	LAYER 3 TEACH	8/14/09	1,430	0	0
623	LAYER 3 TECH	1/29/10	1,245	0	0

Asset	Description	Date In Service	Cost	Tax	AMT
624	HP 8530W LAPTOP; SER#2CE9520XT2/ LAYI	2/16/10	1,599	0	0
625	HP COMPAQ 6730b / LAYER 3 TECH	3/30/10	1,029	0	0
638	FLAT MONITOR	12/30/10	169	0	0
657	CUB CADET LXT 1042 KW 18 HP KAW 42" C	3/29/12	1,439	67	0
658	FURNITURE-STEP AHEAD PROGRAM	6/11/12	14,707	738	0
659	HP COMPAQ 6200MT	7/28/11	709	0	0
660	2-IP OUTDOOR CAMERAS W/ INSTALLATI	8/15/11	1,491	0	0
661	8 DOME CAMERA SECURITY SYSTEM FOR	1/30/12	1,690	79	0
662	JOHN DEER DOZER	10/11/11	5,000	0	0
665	OUTDOOR TABLES-FOOTSTEPS	4/13/12	2,279	114	0
666	HUSKEY CHAIN SAW SER20112000225	11/14/11	379	0	0
667	STORAGE SHED	4/18/12	5,511	277	0
668	3 A/C UNITS-1355 S. UTAH	6/15/12	7,100	357	0
669	MASSEY FERGUSON 220 TRACTOR W/ LO	7/01/11	4,000	350	0
670	JET BANDSAW	10/01/11	500	45	0
671	GRIZZLY 10" TABLESAW	10/01/11	800	70	0
672	GRIZZLY 20" PLAINER	10/01/11	800	70	0
673	GRIZZLY DRILL PRESS	10/01/11	800	70	0
674	ML350P GEN8SERVER & ACCESSORIES	6/15/12	4,650	254	0
675	15FT WOODS BRUSH HOG	7/01/11	5,900	516	0
676	190'S MODEL 1219 JOHN DEER HAYBINE	9/29/11	2,000	175	0
677	GROUP HOME/ART BLDG	5/22/12	148,982	3,820	0
679	12' MOTORCYCLE TRAILER W/ RAMP	4/30/13	1,000	137	0
680	KAWASAKI FX1000(35HP) 72"	6/20/13	10,800	739	0
681	(6) HP PRO 6300 MT	6/27/13	4,290	218	0
682	HP ELITEBOOK 9470M & DOCKING STATI	6/27/13	1,325	67	0
683	HP ELITEBOOK 8570P & DOCIKING STATI	6/29/13	1,449	74	0
684	2011 SILVER CHEVY IMPALA	11/26/12	13,050	655	0
689	2013 GMC GRAY YUKON	4/15/13	26,297	1,586	0
720	DORM REMODEL	10/30/04	186,850	4,671	0
723	2400 REESE HAY MOWER/SPREADER	7/16/14	6,540	1,602	0
724	1996 WHITE CADILAC	9/30/14	1,613	516	0
725	2013 GREY DODGE CARAVAN	1/08/15	17,150	5,488	0
726	LAURA'S HOME FURNITURE	1/05/15	26,194	3,207	0
727	FOOTSTEPS FURNITURE	11/21/14	10,255	1,256	0
728	RANCH FURNITURE	11/21/14	6,648	814	0
729	10 MATTRESS/BOX SPRING SETS -LAURA'S	1/08/15	1,814	222	0
730	HP ELITEBOOK	8/13/14	1,531	245	0
731	3 HP 600 G1 DORM COMPUTERS	8/13/14	1,980	317	0
732	2HP ELITEBOOK	11/13/14	3,062	490	0
733	2HP PRO DESK 400 G & MICROSOFT SURF	11/25/14	2,750	440	0
734	LAURA'S HOME OFFICE FURNITURE	1/05/15	760	94	0
735	HP ELITEDESK 800G1	12/30/14	780	125	0
736	FILEROOM LATERAL FILE	1/29/15	676	82	0
737	36"W X 21"D 4 DRAWER LATERAL FILE	1/29/15	886	109	0
738	LAURA'S HOME PHONE/CAMERA/SECURI	2/13/15	7,913	1,266	0
739	2HP PRO DESK 600G & 22" DISPLAY/8 POR	2/27/15	2,536	405	0
740	16 CHANNEL DVR, 4 OUTDOOR CAMERAS	4/29/15	2,150	344	0
741	SURFACE PRO	5/28/15	1,579	253	0
742	HP PRO BOOK	5/28/15	1,253	200	0
743	HP PRODESK 600G1	6/29/15	725	116	0
744	ELECTRIC RANGE	12/12/14	427	68	0
745	KITCHEN APPLIANCE'S-LAURA'S HOME	1/14/15	2,381	381	0
746	WASHER/DRYER	1/14/15	1,219	195	0
747	TVs-LAURA'S HOME	1/23/15	2,554	408	0
748	TVs-LAURA'S HOME	2/27/15	1,547	248	0
			<u>8,866,592</u>	<u>185,392</u>	<u>0</u>

ACRS:

234	HEAT PUMP	12/01/82	404	0	0
235	DORM II	6/30/84	268,735	0	0
	Total ACRS Depreciation		<u>269,139</u>	<u>0</u>	<u>0</u>

Other Depreciation:

232	DORM I	12/01/76	156,304	10,842	0
-----	--------	----------	---------	--------	---

Asset	Description	Date In Service	Cost	Tax	AMT
264	LAND	1/01/87	82,500	0	0
265	LAND	1/01/87	16,000	0	0
266	LAND	6/30/00	75,793	0	0
267	CAMPFIRE LAND	10/12/01	40,000	0	0
585	NORTON ROAD PROPERTY - FOOTSTEPS	9/04/08	224,525	0	0
626	2010 CHRYSLER TOWN & COUNTRY VAN	1/24/11	16,089	1,609	0
627	2009 SATURN VUE	1/25/11	17,900	1,790	0
628	TRANSITIONS BUILDING	12/01/10	928,220	23,205	0
629	DORM IMPROVEMENTS	11/29/10	66,378	4,425	0
630	FOOTSTEPS SIGN	12/16/10	1,500	150	0
631	RANCH SIGN	12/23/10	36,500	913	0
632	WOOD FENCE	4/19/11	3,705	247	0
633	TRANSITIONAL SIGN	5/13/11	2,805	187	0
634	BASKETBALL COURT	6/01/11	6,069	405	0
635	2 CISCO 2960-S 24 PORT GIGABIT POER SW	10/25/10	800	53	0
636	NETWORKING/PHONE SYSTEM INSTALL	12/22/10	17,093	1,709	0
637	CISCO 2106 WIRELESS LAN CONTROLLER	12/22/10	705	71	0
639	8100E PC 2GB DVDR	6/17/11	775	78	0
640	2 HP6000 PRO DESKTOPS	12/09/10	1,228	123	0
641	HP8540P LAPTOP	12/09/10	1,100	110	0
642	3 HP146GB SAS 10K RPM 6G MEMORY UPC	12/09/10	900	90	0
643	HP8540 LAPTOP	12/09/10	1,299	130	0
644	HP ADVANCED DOCKING STATION	12/09/10	199	20	0
645	SECURITY SYSTEM	11/08/10	16,000	1,600	0
646	5 LEATHER OTTOMANS	8/27/10	495	16	0
647	FURNITURE FOR FOOTSTEPS BLDG	10/08/10	11,270	1,127	0
648	20 TWIN MATTRESS SETS	11/12/10	2,360	236	0
649	13 TWIN MATTRESS SETS-RANCH	12/10/10	3,928	393	0
650	FURNITURE-FOOTSTEPS	12/17/10	24,468	2,446	0
651	RANCH DORM FURNITURE	12/23/10	7,437	743	0
652	55" VIZO LCD TV	12/30/10	2,426	242	0
653	TRANSITIONAL FURNITURE	12/30/10	2,539	254	0
654	REFRIGERATOR	12/09/10	880	88	0
655	HESSON HAYBINE	7/26/10	1,000	100	0
678	2009 KIA 4X4 LX	12/10/12	15,300	3,060	0
685	DORM REMODEL/CRAFT BUILDING	10/16/12	221,973	14,798	0
686	CRAFT BUILDING DRIVEWAY	9/19/12	13,635	909	0
687	WOOD SHOP	12/18/12	72,965	4,864	0
688	FENCING @ FOOTSTEPS BUILDING	8/29/12	6,600	440	0
690	FURNITURE-STEP AHEAD PROGRAM	7/17/12	9,639	964	0
691	8 MATTRESSES	7/27/12	1,016	145	0
692	5 WARDROBES, 5 3-DRAWER DRESSERS	8/07/12	5,487	549	0
693	FURNITURE-STEP AHEAD PROGRAM	8/07/12	5,348	535	0
694	2 DESKS, FILE CABINET, OPEN BOOKCASE	8/27/12	3,016	301	0
695	30 TALL STOOLS FOR CRAFT BUILDING	10/16/12	1,227	123	0
696	50" PEDESTAL DESK	11/13/12	245	35	0
697	SECURITY SYSTEM FOR STEP AHEAD	8/17/12	5,889	1,178	0
698	TABITHA'S COMPUTER	8/28/12	407	81	0
699	LASER PRINTER	8/28/12	149	30	0
700	VIEWSONIC PROJECTOR	10/16/12	550	110	0
701	3-30 BUTTON EXECUTIVE SPEAKERPHONI	10/30/12	827	165	0
702	COFFEE MAKER	7/27/12	99	20	0
703	ELECTRIC RANGE, 18 CF REFRIGERATOR,	8/10/12	1,387	278	0
704	GE WASHER DRYER	8/10/12	862	172	0
705	KAWASAKI FX 1000 (35HP) 72"	4/09/13	10,800	1,080	0
706	SNOW BLADE	8/17/12	600	60	0
707	TV, WALL MOUNT, DVD PLAYER	7/27/12	516	103	0
708	KITCHEN MIXER	3/27/14	4,461	893	0
709	VOLLRATH GRIDDLE	4/14/14	1,669	334	0
710	ESCROW PMT FOR GIRLS TRANSITION HC	3/24/14	2,000	52	0
711	WILLARD BUILDING	6/27/14	199,014	5,103	0
712	BOYS DORM REMODEL	6/24/14	9,450	321	0
713	SECURITY SYSTEM	1/29/14	2,320	232	0
714	GARAGE DOOR FOR GYM	3/13/14	1,060	106	0
715	2010 TOYOTA PRIUS RD	7/08/13	18,987	3,797	0
716	2011 FORD E350 WHITE VAN	8/12/13	20,250	4,050	0
717	SPEED QUEEN TOPLOAD WASHER	3/10/14	800	160	0
718	SPEED QUEEN GOLD CONTROL WASHER/:	3/13/14	10,515	2,103	0
719	HEAVY DUTY WASHER	6/12/14	1,074	215	0
721	LAURA'S HOME-WILLARD	1/05/15	366,976	9,409	0
722	ADMIN OFFICE ADDITION	6/30/15	6,250	160	0

Future Depreciation Report**FYE: 6/30/16****Form 990, Page 1**

<u>Asset</u>	<u>Description</u>	<u>Date In Service</u>	<u>Cost</u>	<u>Tax</u>	<u>AMT</u>
Total Other Depreciation			<u>2,794,553</u>	<u>110,337</u>	<u>0</u>
Total ACRS and Other Depreciation			<u>3,063,692</u>	<u>110,337</u>	<u>0</u>
Listed Property:					
498	2002 SILVER SUBURBAN	8/01/05	18,000	0	0
663	2008 WHITE DODGE CARAVAN	10/19/11	10,000	1,137	0
664	2001 DODGE RAM 2500-EXT CAB (BURGAN	4/18/12	10,200	559	0
			<u>38,200</u>	<u>1,696</u>	<u>0</u>
Amortization:					
447	COMPUTER SOFTWARE	3/31/05	2,090	0	0
			<u>2,090</u>	<u>0</u>	<u>0</u>
Grand Totals			<u>11,970,574</u>	<u>297,425</u>	<u>0</u>

Form 990	Two Year Comparison Report	2013 & 2014
For calendar year 2014, or tax year beginning 07/01/14 , ending 06/30/15		

Name

Taxpayer Identification Number

GOOD SAMARITAN BOYS RANCH**44-6006077**

		2013	2014	Differences
R e v e n u e	1. Contributions, gifts, grants	1. 972,314	1,007,253	34,939
	2. Membership dues and assessments	2.		
	3. Government contributions and grants	3. 4,840,272	5,036,403	196,131
	4. Program service revenue	4.		
	5. Investment income	5. 254,761	20,023	-234,738
	6. Proceeds from tax exempt bonds	6.		
	7. Net gain or (loss) from sale of assets other than inventory	7. -13,882		13,882
	8. Net income or (loss) from fundraising events	8.		
	9. Net income or (loss) from gaming	9.		
	10. Net gain or (loss) on sales of inventory	10.		
	11. Other revenue	11. 54,844	291,690	236,846
	12. Total revenue. Add lines 1 through 11	12. 6,108,309	6,355,369	247,060
E x p e n s e s	13. Grants and similar amounts paid	13.		
	14. Benefits paid to or for members	14.		
	15. Compensation of officers, directors, trustees, etc.	15.	146,371	146,371
	16. Salaries, other compensation, and employee benefits	16. 3,730,856	3,871,707	140,851
	17. Professional fundraising fees	17.		
	18. Other professional fees	18. 42,137	62,220	20,083
	19. Occupancy, rent, utilities, and maintenance	19. 246,917	288,082	41,165
	20. Depreciation and Depletion	20. 482,784	509,742	26,958
	21. Other expenses	21. 1,093,198	1,094,555	1,357
	22. Total expenses. Add lines 13 through 21	22. 5,595,892	5,972,677	376,785
	23. Excess or (Deficit). Subtract line 22 from line 12	23. 512,417	382,692	-129,725
O t h e r I n f o r m a t i o n	24. Total exempt revenue	24. 6,108,309	6,355,369	247,060
	25. Total unrelated revenue	25.		
	26. Total excludable revenue	26. 295,723	311,713	15,990
	27. Total assets	27. 11,227,554	11,509,071	281,517
	28. Total liabilities	28. 565,619	464,444	-101,175
	29. Retained earnings	29. 10,661,935	11,044,627	382,692
	30. Number of voting members of governing body	30. 19	20	
31. Number of independent voting members of governing body	31. 19	20		
32. Number of employees	32. 173	173		
33. Number of volunteers	33. 50	30		

Form **990T****Two Year Comparison Report****2013 & 2014**For calendar year 2014, or tax year beginning **07/01/14**, ending **06/30/15**

Name

Taxpayer Identification Number

GOOD SAMARITAN BOYS RANCH**44-6006077**

		2013	2014	Differences	
Revenue	1. Gross profit/loss on business activities	1.			
	2. Capital gains/losses	2.			
	3. Income/loss from partnerships and S corporations	3.			
	4. Rental income (net of expense)	4.			
	5. Unrelated debt-financed income (net of expense)	5.			
	6. Interest, and other income from controlled organizations (net of expense)	6.			
	7. Investment income of specific organizations (net of expense)	7.			
	8. Exploited exempt activity income (net of expense)	8.			
	9. Advertising income (net of expense)	9.			
	10. Other income	10.			
	11. Total trade or business income. Combine lines 1 through 10	11.			
Expenses	12. Compensation of officers, directors, and trustees	12.			
	13. Other salaries and wages	13.			
	14. Repairs and maintenance	14.			
	15. Bad debts	15.			
	16. Interest	16.			
	17. Taxes and licenses	17.			
	18. Charitable contributions	18.			
	19. Depreciation and Depletion	19.			
	20. Contributions to deferred compensation plans	20.			
	21. Employee benefit programs	21.			
	22. Other deductions	22.			
	23. Total deductions. Add lines 12 through 22	23.			
	24. Taxable income before NOL. Subtract line 23 from 11	24.			
	25. Net operating loss deduction	25.			
	26. Specific deduction	26.	1,000		-1,000
	27. Unrelated business taxable income.	27.	-1,000		1,000
	Tax & Credits	28. Income tax (corporate or trust)	28.		
29. Proxy tax		29.			
30. Alternative minimum tax		30.			
31. Total taxes		31.			
32. Other credits		32.			
33. General business credit		33.			
34. Credit for prior year minimum tax		34.			
35. Total credits		35.			
36. Net tax after credits		36.			
37. Recapture taxes		37.			
38. Total Taxes	38.				
Due/Refund	39. Prior year overpayment and estimated tax payments	39.			
	40. Payment made with extension	40.			
	41. Backup withholding and foreign withholding	41.			
	42. Other payments	42.			
	43. Total payments	43.			
	44. Balance due/(Overpayment)	44.			
	45. Overpayment applied to next year	45.			
	46. Penalties	46.			
	47. Total due/(Refund)	47.			

Form **990****Tax Return History****2014**

Name

GOOD SAMARITAN BOYS RANCH

Employer Identification Number

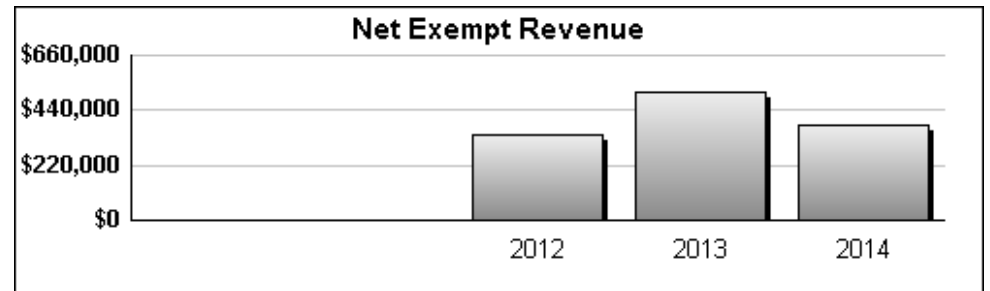
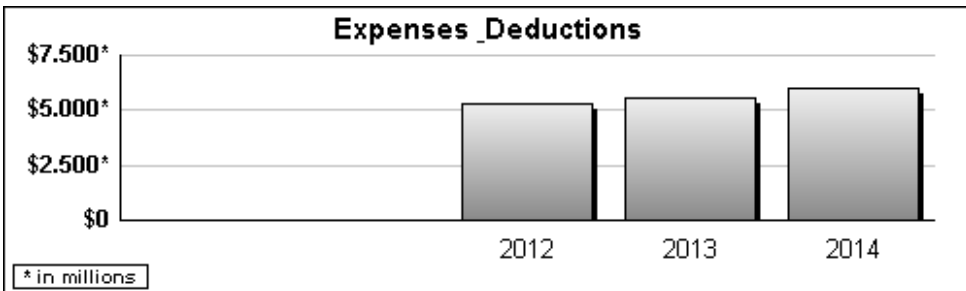
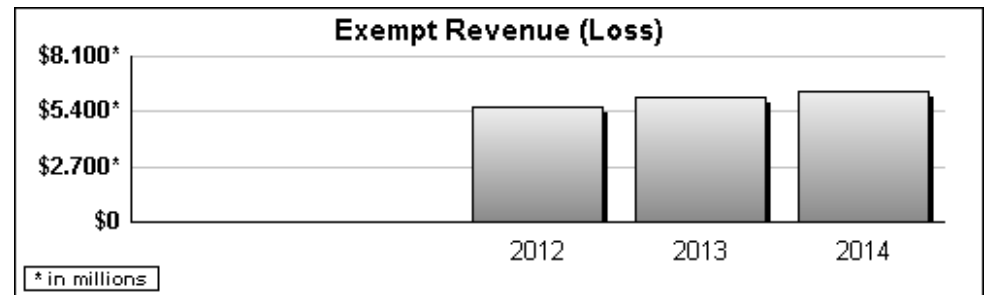
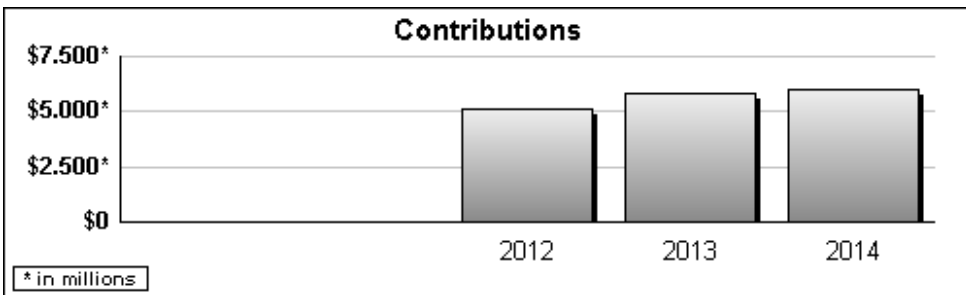
44-6006077

	2010	2011	2012	2013	2014	2015
Contributions, gifts, grants			5,152,916	5,812,586	6,043,656	
Membership dues						
Program service revenue						
Capital gain or loss			2,917	-13,882		
Investment income			232,734	254,761	20,023	
Fundraising revenue (income/loss)			126,293			
Gaming revenue (income/loss)						
Other revenue			129,723	54,844	291,690	
Total revenue			5,644,583	6,108,309	6,355,369	
Grants and similar amounts paid						
Benefits paid to or for members						
Compensation of officers, etc.					146,371	
Other compensation			3,587,258	3,730,856	3,871,707	
Professional fees				42,137	62,220	
Occupancy costs			197,819	246,917	288,082	
Depreciation and depletion			460,731	482,784	509,742	
Other expenses			1,053,766	1,093,198	1,094,555	
Total expenses			5,299,574	5,595,892	5,972,677	
Excess or (Deficit)			345,009	512,417	382,692	
Total exempt revenue			5,644,583	6,108,309	6,355,369	
Total unrelated revenue						
Total excludable revenue			5,644,583	295,723	311,713	
Total Assets			10,868,282	11,227,554	11,509,071	
Total Liabilities			718,764	565,619	464,444	
Net Fund Balances			10,149,518	10,661,935	11,044,627	

Form 990T	Tax Return History	2014
------------------	---------------------------	-------------

Name GOOD SAMARITAN BOYS RANCH	Employer Identification Number 44-6006077
--	---

	2010	2011	2012	2013	2014	2015
Business activity profit/loss						
Capital gains/losses						
Partner and S Corp gain/loss						
Rental income*						
Debt-financed income*						
Controlled organizations income/interest*						
Investment income, specific organizations*						
Exploited exempt activity income*						
Other income						
Total trade or business income.						
Compensation of officers, ect.						
Other salaries and wages						
Repairs and maintenance						
Bad debts						
Interest						
Taxes and licenses						
Charitable contributions						
Depreciation and Depletion						
Deferred compensation plans						
Employee benefit programs						

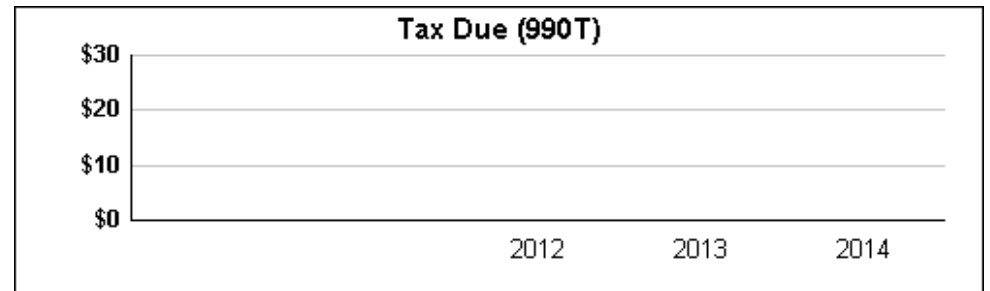
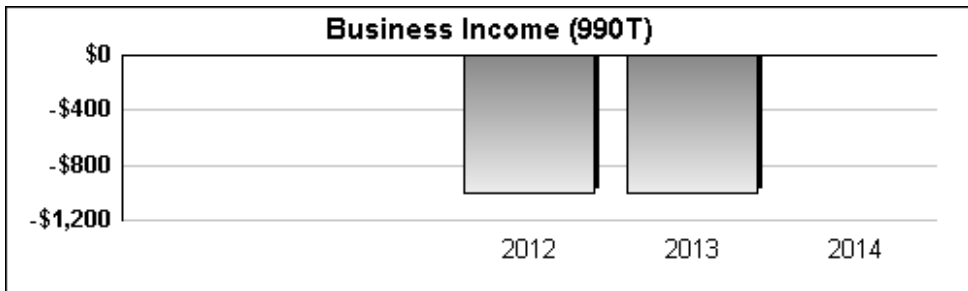
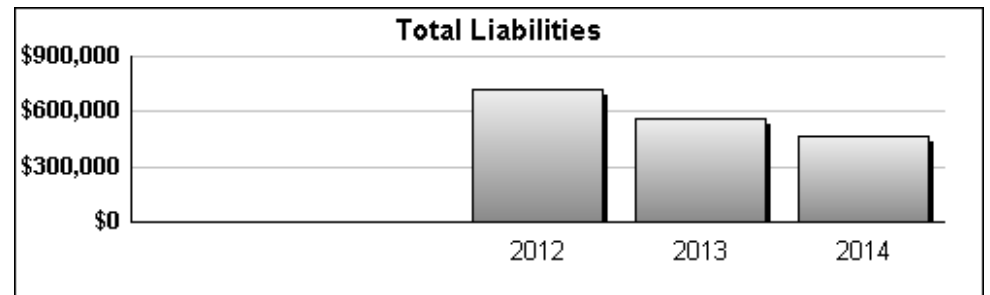
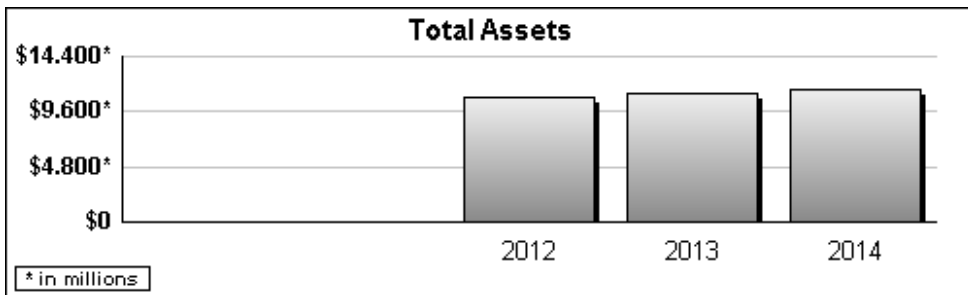


Form 990T	Tax Return History	2014
------------------	---------------------------	-------------

Name GOOD SAMARITAN BOYS RANCH	Employer Identification Number 44-6006077
--	---

	2010	2011	2012	2013	2014	2015
Other deductions						
Net operating loss deduction						
Specific deduction			1,000	1,000		
Income after expense and deductions			-1,000	-1,000		
Income tax (corporate or trust)						
Other taxes						
Total taxes						
General business credit						
Other credits						
Net tax after credits						
Estimated tax payments						
Other payments						
Balance due/Overpayment						

* Income shown net of expenses



Federal Statements**Tax-Exempt Interest on Investments**

<u>Description</u>		<u>Amount</u>	<u>Unrelated Business Code</u>	<u>Exclusion Code</u>	<u>Postal Code</u>	<u>Acquired after 6/30/75</u>	<u>InState Muni (\$ or %)</u>
INVESTMENT	INCOME	\$ -171		14			
	Total	<u>\$ -171</u>					

Federal Statements

Form 990, Part IX, Line 24e - All Other Expenses

Description	Total Expenses	Program Service	Management & General	Fund Raising
Repairs and maintenance	\$ 80,317	\$ 74,690	\$ 5,627	\$
Promotional	59,685	19,474		40,211
Other expenses	59,328	55,172	4,156	
Kitchen expense	45,522	45,522		
Housekeeping	37,161	37,161		
Farm and pet expense	31,133	31,133		
Office Supplies	17,905	15,990	1,254	661
Staff training	17,889	16,636	1,253	
Agency memberships	16,770	12,388	3,882	500
Postage	3,460	301	3,031	128
Total	<u>\$ 369,170</u>	<u>\$ 308,467</u>	<u>\$ 19,203</u>	<u>\$ 41,500</u>

Federal Statements

Schedule A, Part II, Line 1(e)

Description	Amount
USDA MEAL REIMBURSEMENTS GRANTS	\$ 121,351
MO DIVISION OF FAMILY SERVICES & MED	34,700
OTHER CHARGES FOR SERVICES	4,880,328
CHURCHES	24
GENERAL DONATIONS	15,036
YOP CONTRIBUTIONS	283,703
NAP CONTRIBUTIONS	601,686
FUND RAISING EVENTS	106,828
Cash Contribution	106,828
Total	\$ <u>6,043,656</u>

Schedule A, Part II, Line 8(e)

Description	Amount
INVESTMENT INCOME	\$ -171
SALE OF LIVESTOCK	20,194
Total	\$ <u>20,023</u>

Schedule A, Part II, Line 10(e)

Description	Amount
REIMBURSEMENTS AND REBATES	\$ 13,858
INCOME FROM SPRINGFIELD PARTN	239,188
MISCELLANEOUS	38,644
Total	\$ <u>291,690</u>

Federal Statements

Schedule A, Part II, Line 12

Description	Amount
FUND RAISING EVENTS	\$ _____
Total	\$ <u>0</u>